

Working Paper

MAY 2015, REVISED AUGUST 2016

Alicia Garcia-Herrero, Eric Girardin and Hermann González



Analyzing the impact of monetary policy on
financial markets in Chile

Analyzing the impact of monetary policy on financial markets in Chile

Alicia Garcia-Herrero, Eric Girardin and Hermann González¹

May 2016

Abstract

During the past few years, monetary policy communication has become a hot topic in as far as it seems to have become a very relevant way for central banks to guide markets, beyond actual monetary policy decisions. This paper investigates this issue empirically for the case of Chile. More specifically, using data from 2005 to 2014 and a Component GARCH model, we assess whether changes in the communication of the Central Bank of Chile generates in particular a permanent or temporary change in the volatility of interest rates, after controlling for changes in monetary policy instruments. Our results show that the volatility in interest rate futures in Chile's swap markets increases following the central bank's communication. However, the impact tends to be temporary instead of permanent and only statistically significant in the pre-crisis period. All in all, our results indicate a lower relevance of Central Bank communication for short term swap markets which may reflect that market participants have learned to anticipate changes in monetary policy communication, especially after the global financial crisis.

Keywords: monetary policy, communication; interest rates, Chile, central bank

JEL classification: E52, E58, E43

1: Alicia Garcia Herrero (aligarciherrero@gmail.com) Senior Research fellow at BRUEGEL and Real Instituto el Cano as well as Chief Economist for Asia Pacific at Natixis and Hermann González (hgonzalez@bbva.com) is affiliated with Banco Bilbao Vizcaya Argentaria (BBVA). Eric Girardin is affiliated with Aix-Marseille University (Aix-Marseille School of Economics), CNRS, & EHESS (eric.girardin@univ-amu.fr).

1 Introduction

In the context of inflation targeting regimes like the one which has been in place in Chile since 1991, a transparent and credible communication is a key element to ensure the effectiveness of monetary policy. Monetary policy will be considered effective whenever it is able to align the expectations reflected by market interest rates with the vision of the Central Bank about the key interest rates within the horizon of the monetary policy.

The objective of this paper is to assess empirically whether interest rate futures in Chile (swap rates) react to changes in the monetary policy rate (MPR) and, especially, to different pieces of communication released by the Central Bank of Chile (CBC). We use daily data from 2005 to 2014, quantifying communication in line with Rosa and Vega (2007) and building on a Component GARCH model (Ding and Granger, 1996; Engle and Lee, 1999) that allows us to determine whether changes in monetary policy instruments and communication generate a permanent or temporary change in the volatility of interest rate futures.

The relevant Chilean literature has mostly revolved around two aspects of monetary policy and its effects on markets. One strand of the literature has highlighted the importance of credibility and transparency of monetary policy, both in terms of effectiveness as well as in terms of the legitimacy of the Central Bank as independent agency. The second strand of the literature aims at quantifying the impact of monetary policy surprises on market interest rates. The evidence regarding the effects of monetary policy communication on the level and volatility of short term interest rates is weak or inexistent. Our analysis corresponds to this second strand but focuses on the impact on the short end of the curve.

The effectiveness of monetary policy depends both on the credibility the Central Bank enjoys and on the transparency of its communication. Regarding the first point, Céspedes and Soto (2006) suggest that when the CBC was gaining credibility, price adjustments occurred less frequently, the weight assigned to the inflation target in the mechanism of indexation increased at the expense of past inflation, and the impact of the exchange rate on inflation faded. Furthermore, these results simply that the changes in the inflation process could have had an important impact on the conduct of monetary policy. In particular, by gaining credibility, the Central Bank was able to counter deviations in inflation from the target more vigorously without having to considerably sacrifice GDP.

De Gregorio (2008) suggested that the transparency of the conduct of monetary policy by an autonomous Central Bank is fundamental, not only for reasons of effectiveness, but also as a necessary measure of legitimacy that an independent institution in a democratic system should possess. Moreover, he states that conducting monetary policy with an inflation target of 3% projected for two years, requires permanently high levels of transparency and a clear communication of the evaluation of the economic situation and of the objectives pursued by the Central Bank. However, he indicates that transparency should be limited in order to avoid jeopardizing the achievement of price stability. Also Vergara (2014) states that Central Bank communication policies have changed over the last decades, due to the fact that Central Banks realized that monetary policy works better when it is open and transparent. In addition, a greater degree of transparency and openness protects them from political pressures.

With regard to the effects of monetary policy on market interest rates, the studies of Meyer (2006) and Larraín (2007) analyze the impact of unexpected monetary policy rate (MPR) changes on interest rates on medium and long term securities issued by the Central Bank. The study of Meyer focuses on the response of the Central Bank bonds denominated in pesos (BCP) and UF² (BCU) to economic announcements, including

²Unidad de Fomento: Unit of measure linked to the inflation rate.

surprises in the MPR. Differing from the study of Larraín who used forward rates in order to quantify market expectations concerning the MPR, Meyer uses the Bloomberg survey. The results of his study indicate that the return on nominal instruments with a maturity of 5 years (BCP-5) rises roughly by 6.5 bp (basis points) when facing an unexpected increase of 25 bp of the MPR. The interest rates of the instruments denominated in UF with maturities of 5 and 10 years also tend to move in the same direction facing an unexpected change in the MPR. When confronted with an unexpected movement of the MPR of 25 bp, the BCU-5 and BCU-10 bills move by around 6.4 and 5.1 bp, respectively.

The study of Larraín (2007) estimates the impact of innovations of monetary policy on the nominal and real yield curve in Chile during the period from 2002 to 2007. His paper documents that a monetary policy surprise has a positive and significant impact on the nominal yield curve. An increase of 100 basis points of the MPR, in turn, increases the one-year interest rate by 35 basis points. However, this effect decreases with maturity, ending in an effect of 13 bp on the 10-year interest rate. At the same time, the observed effects of an innovation in the monetary policy on the real yield curve are minor and the expected component of the monetary policy does not have a significant impact on the yield curve.

This study contains many innovative features related to the effects of monetary policy and monetary policy communication on market rates in Chile. First, it constructs an exhaustive measure of CBC's communication covering written statements from 2005 to 2014, indicating whether the monetary authority is willing to tighten, maintain unchanged or ease monetary conditions (i.e. whether the pieces of communication are hawkish, neutral or dovish). Importantly, our measure includes all written statements (communiqués of the monetary policy decisions, monetary policy meetings' minutes and quarterly inflation reports). This is in contrast with studies that only consider surprises in the MPR decisions and not the tone of the communication. Second, for the first time in the literature on Chile, we consider whether communication impacts volatility temporarily or permanently, thanks to the use of a component-GARCH model (à la Ding and Granger, 1996; and Engle and Lee, 1999). We are thus able to show that the impact is always only temporary and after Lehman no more statistically significant on both maturities considered (180 and 360 days). As our analysis also takes the impact on volatility into account, among other things (i.e. the monetary policy communication tone), we provide a more complete characterization of these changes than that provided by previous work (Meyer 2006 and Larraín 2007).

We show that in general swap rates increase (decrease) following a rise (fall) in the reference rate. Moreover, the volatility in swap rates rises (decreases) after the release of a piece of "hawkish" ("dovish") communication by the CBC, although the effect is only temporary and no more statistically significant in the post crisis period. Our analysis also reveals that the impact of monetary policy changed significantly after the 2008 crisis. The effects of changes in MPR on the changes in swap rates increased and at the same time the communication process became less noisy (i.e. the impact on the level and volatility of swap rates became smaller).

The paper is structured as follows. Section 2 presents the methodology as well as the data compilation, with particular attention to the construction of our measure of CB communication, including the CBC documents it builds on. Section 3 provides our empirical results and interpretations, including some robustness analysis. Finally, Section 4 draws some conclusions.

2 . Data and methodology

2.1 Data

In the context of the inflation targeting scheme which has been in place since 1991, the CBC has taken relevant steps towards a clearer communication about the economic scenario and the monetary policy decisions. The Central Bank Board is in charge of setting the monetary policy and defining the reference interest rate (MPR). The Board meets to determine the MPR once a month. On the eve of the meeting, background material prepared by the staff is posted on the Central Bank's web site; the day of the meeting a communiqué is published at 6 PM; the next day, the graphs and tables used in the monetary policy discussion are also posted on the Central Bank's web site and finally, two weeks after the meeting, the minutes are made public.

The main information vehicle used to communicate the Central Bank macroeconomic forecasts and monetary policy assumptions is the quarterly Monetary Policy Report (IPoM). Additionally, there are other publications employed by the Central Bank's Board in order to announce its vision of the current developments of the economy and the perspectives of inflation; these are the communiqués and minutes of the monthly monetary policy meetings, the presentations and speeches of the Board members and the interviews conducted by various press agencies. Moreover, all public information is published on the webpage of the Central Bank. With the purpose to act as independently as possible during the monetary policy meetings and minimize the risk to produce disruptions in the financial markets, the Board of the Central Bank has imposed a period of silence on itself covering the days before meetings and the release of the IPoM.

For the purpose of constructing a measure of CB communication we take into account three pieces of communication as financial markets are potentially impacted by each one of them. These are the quarterly inflation reports, the monthly communiqués and the minutes of the monetary policy meetings. Therefore, we include in our sample the 118 communiqués, the 118 minutes and the 35 inflation reports released from January 11th 2005 to October 16th 2014.

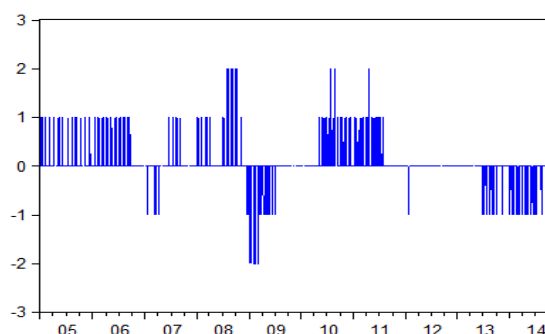
We follow Rosa and Vega (2007) and codify the available CB communication to get an index ranging from -2 to +2, i.e. indicating whether there is a very clear intention to loosen monetary policy ahead ("very dovish" tone: -2), just some intention to loosen monetary policy ("dovish" tone: -1), the intention to maintain monetary conditions unchanged ("neutral" tone: 0), some intention to tighten monetary policy ("hawkish" tone: +1) or a very clear intention to tighten monetary policy ahead ("very hawkish" tone: +2).

Table 1 presents some examples of pieces of communication released by the CB, together with the code attached to it, and Figure 1 displays a time series of the communication index used in our estimations.

Table 1
Examples of BC communication and attached code

Code	Meaning	Example of communication	Excerpts
2	Very hawkish	Minutes (August 29, 2008)	The most credible and prudent decision was to maintain the rhythm of strong MPR hikes; the process of monetary adjustment has not been concluded and the most probable scenario was that the MPR would need to be revised to a higher level in the upcoming months.
1	Hawkish	Comunicado (April 12, 2011)	It will be necessary to continue on with the reduction of the monetary stimulus in the coming months.
0	Neutral	Minutes (October 3, 2014)	The MPR was situated at a perfectly reasonable level, moreover it is important to concretize that this cycle of decreases have been concluded.
-1	Dovish	Comunicado (April 17, 2014)	The possibility to introduce additional MPR cuts in accordance with the development of relevant internal and external macroeconomic decisions will be evaluated.
-2	Very dovish	Minutes (February 5, 2009)	A strong reduction of the MPR should be followed up by further strong reductions since this cut is just a part of the total reduction required and therefore one should expect significant movements in the next months.

Figure 1
CB communication index (Ranging from -2 to +2 from Jan 11th2005 to October 16th 2014)



Financial markets: futures interest rates

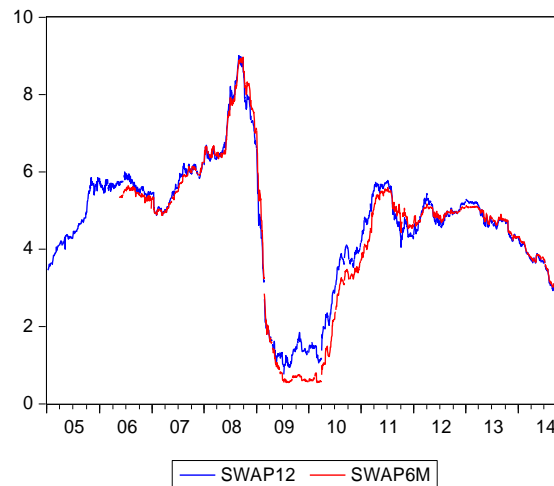
Different from the scarce existing literature about monetary policy’s impact on long term interest rates, we focus on the effect on 180- and 360-day swaps rates (SPC). Movements in those rates are plotted in Figure 2. The swaps ratesmarket has grownsubstantially since 2002, so the information obtained from SPC is increasingly representative of market expectations.

In Chile swaps rates operations in national currency are made in Chilean pesos and in UF (Unidades de Fomento)and the data is available at the CB web page. Users of SPC arethe major banks that operate in the local market, which employthose instrumentsto make risk coverage operations and speculate. Also some foreign institutions, like banks and hedge funds, primarily from the US, operate SPC with national banks. The main maturities traded, both in pesos and in UF, are six months, one year, and two years.

We focus the analysis in 180 and 360 day swaps rates, because itis of our interest to study the effects of monetary policy decisions and communication on shortterm interest rates. Following the work made by Garcia-Herrero, Girardin and Dos Santos (2015) for Brazil, the short term market is better represented by maturities

until one year. Another reason is that in the case of Chile the two-year swap market tends to be less liquid than the 180 and 360 dayones.

Figure 2
"Swap pre x DI" fixed-rate swaps rates, 180 and 360 days (%)

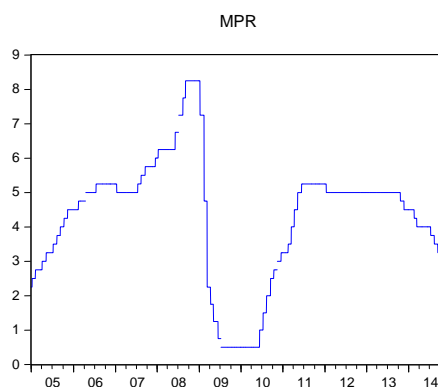


Source: Bloomberg

Monetary Policy Rate and other macroeconomic variables

The SPC rates³, our financial variables of interest, will be the independent variables in our econometric exercises. In addition to our CB communication index, which is our main explanatory variable, we will include, as controls, the monetary policy rate (MPR) set by the CB Board during its monetary policy meetings (see Figure 3), global risk aversion proxied by the VIX, and the US dollar interest rate swap rate to control for changes in the US monetary policy stance (see the sub-section on methodology below for more details).

Figure 3
Monetary policy interest rate set by the MPC (%)



Source: Bloomberg

³Descriptive statistics are presented in Appendix 1.

2.2 Methodology

To evaluate the impact of CB communication on Chile's interest rate futures, we adopt an encompassing approach in the spirit of Ehrmann et al. (2007), using joint estimates of the mean and the volatility of interest rate futures. Regarding the first, we analyze empirically whether swap markets understand CB's words. Following Ehrmann et al. (2007), we examine whether speeches and written statements move mean interest rate changes in the intended direction, i.e. as indicated by our CB communication index. With respect to the volatility, we follow Kohn and Sack (2004), Connolly and Kohler (2004) and Reeves and Sawicki (2007). In principle, the most logical hypothesis is that the volatility of asset returns should be higher on days of central bank communication, everything else equal, because such signals contain news. However, a reduction in volatility could also be a response to central-bank communication in as far as the situation prior to such news was very uncertain, in such a way that it helps calm down the market (Geraats, 2002).

The model is, thus, composed of two different parts. On the one hand, equation (1) analyses how central bank communication affects the mean interest rates. On the other hand, equations (2) and (3) specify the volatility of the change in the swap rate and how central bank communication may affect it. To that end, it uses a conditional volatility model, namely a component-GARCH model (to be explained below), as suggested by Garcia-Herrero, Girardin and dos Santos (2015) for the study of the effects of monetary policy communication.

We make the futures interest rate (SWP in our notation below) depend on the central bank communication variable (COM), as well as on other relevant controls. In the volatility part of the analysis, the absolute value of the communication variable (ACOM) replaces the CB communication variable. Such communication variables enter the equations at time t . The control variables include, most importantly, the stance of monetary policy, i.e. the observed daily change in the policy rate (ΔPR), or the surprise component in that change (Realized minus expected). Finally, we control for the well-known global risk aversion, proxied by the VIX in first difference (since the level of this variable is non stationary), as well as the (one-year) US dollar interest rate swap rate, to control for changes in the US monetary policy stance.

It is important to determine whether communication has persistent or temporary effects, i.e. whether it impacts long-run or short-run volatility. We employ the component-GARCH (C-GARCH) model of Engle and Lee (1999) and Ding and Granger (1996) in order to be able to do precisely this. The encompassing model is a C-GARCH model for the swap interest rate of maturity j as follows, with mean equation (1) and volatility equations (2) and (3):

$$\Delta SWP_{jt} = a_1 + \sum_{k=1}^n a_{2k} \Delta SWP_{jt-k} + a_3 COM_t + a_4 (\Delta PR)_t + a_5 \Delta VIX_t + a_6 \Delta USSWAP + (h_t)^{1/2} \varepsilon_t \quad (1)$$

$$(q_t) = \omega + \rho (q_{t-1} - \omega) + \phi [(\varepsilon_{t-1})^2 - h_{t-1}] + \lambda ACOM_t \quad (2)$$

$$(h_t - q_t) = \alpha [(\varepsilon_{t-1})^2 - q_{t-1}] + \beta [h_{t-1} - q_{t-1}] + \mu ACOM_t \quad (3)$$

The time-varying variance of the change⁴ in the swap rate is noted as h_t , and ε_t is a unit-variance, serially uncorrelated, zero mean, i.i.d. error term. In addition, q represents the long run component of volatility, which converges to the long-run time-invariant volatility level ω according to the magnitude of ρ . Equation (3) specifies the short-run dynamics, in which volatility moves around this long-run time-varying mean. Accordingly, the deviation of the current conditional variance from the long-run variance at time t is affected by the deviation of the previous error from such long-run variance and the previous deviation of the conditional

⁴We model the first difference in the swap rates in light of the presence of a unit-root in their level as reported in Appendix 1.

variance from the long-run variance q . It is noteworthy that the short run component can be either positive or negative, since volatility fluctuates around the long run component. Due to non-normality in the residuals we use the Student-t distribution.

We estimate restricted versions of this model in two separated steps. On the one hand, we examine whether markets understand the CB by excluding the absolute value of the communication variable (ACOM) from the conditional variance equation ($\mu = \lambda = 0$ in equations (2) and (3)). On the other hand, we test whether the volatility of interest rates reacts to the CB words, by excluding the communication variable from the mean equation ($a_3 = 0$ in equation (1)). On the basis of the likelihood, we test whether communication influences rather the long run (λ different from zero) or the short run (μ different from zero) component of volatility.

3 Effects of CB communication on interest rate swap markets

In this section we show the results of our estimations that measure the effects of the MPR and, more importantly given this paper's objectives, the impact of communication on the volatility and the mean of swap rates changes.

We focus our analysis on two periods, the first from May 2006 until September 2008, the "pre-crisis period", and the second, from February 2009 until November 2014, the "post-crisis period". The division of the sample in two sub-periods is in line with the general perception and the evidence already presented by the literature that the global financial crisis structurally changed, among many other things, the management and the impact of monetary policy.

3.1. Do changes in the MPR impacts changes in SPC rates?

From the estimation of equation (1), leaving parameter a_3 free (but constraining $\lambda = \mu = 0$), we are able to get an estimate for the parameter a_4 , which measures the impact of changes in the traditional monetary policy instrument, i.e. the MPR, on swap rates. The Table 2 shows that, only in the post-crisis period, this effect of monetary policy is positive and significant for both maturities considered. This means that increases (decreases) in the MPR have been driving swap rates up (down), as expected, but only since 2009. In the pre-crisis period, the impact of changes in the MPR on swap rates was not statistically significant for the 180-day maturity and only marginally significant for 360 days.

Table 2

Effect of changes in monetary policy rate on daily changes in swap rates

Swap rate changes (maturity)	Pre-crisis: 23 May 2006-12 Sept 2008	Post-crisis: 02 Feb 2009-03 Nov 2014
180 days	0.016	0.034***
360 days	-0.07*	0.040**

Interest rate swap rate: Daily close minus previous day close. Component-GARCH estimation with Student-t Distribution. This corresponds to the estimation of equation (1) jointly with (2) and (3) with $\lambda = \mu = 0$. The coefficients of control variables are reported in Appendix 2 Table 2.1. *** significant at the 1% (** 5%; * 10%) on the basis of the z-statistics.

3.2. Does CB communication impact changes of interest rate futures?

From the estimation of equation (1) we also obtain an evaluation of the impact of the variable constructed to summarize the directional intent and intensity of communication on swap rates. We find that in the pre-crisis period the swap rates react to the communication by the CB in the intended direction, i.e. they increase (decrease) following hawkish (dovish) pieces of communication. Nonetheless, in the post-crisis period this impact is no more significant.

That is, combining the results so far, we see that, in the post-crisis period, monetary policy decisions, measured by their impact on swap rates, have gained prominence over the communication itself.

Table 3
Effect of CB communication on daily changes in swap rates

Swap rate changes (maturity)	Pre-crisis: 24 May 2005-12 Sept 2008	Post-crisis: 02 Feb 2009-03 Nov 2014
180 days	0.020***	-0.0015
360 days	0.034***	-0.0027

Daily close minus previous-day close. The COM dummy for communication has a FIVE-pronged classification as very dovish (-2), dovish (-1), neutral (0), hawkish (+1), and very hawkish (+2). Component-GARCH estimation with Student-t Distribution. This corresponds to the estimation of equation (1) jointly with (2) and (3) with $\lambda = \mu = 0$. The coefficients of control variables are reported in Appendix 2 Table A.2.1. *** significant at the 1% (** 5%; * 10%) on the basis of the z-statistics.

3.3 Does CB communication impact the volatility of interest rate futures?

Leaving λ or μ free in equations (2) and (3), but constraining a_3 to zero in equation (1), we test the hypothesis that volatility of swap rates moves in a statistically significant way right after the release of CB communication.

As far as the expected sign is concerned, existing literature has long preferred to rationalize increases in volatility in response to communication as a confirmation that markets listen to central bank communication. The underlying justification was that messages from central bankers convey new information and that the latter tends to move markets.

Another view would rather interpret a fall in volatility as an indication that central bank communication is able to calm markets. The explanation of the latter phenomenon, suggested by Geraats (2002), relies on the presence of a degree of uncertainty before the central bank speaks and also the clarity of its speech. In her view, central banks may as well confuse markets (increasing volatility) as clarify the situation (reducing it). The novelty of our analysis consists in ascertaining whether such an impact on volatility is transitory or persistent.

Results in Table 4 indicate that, for both maturities, the volatility in swap markets increases following the release of CB communication, indicating that the CB words convey information that markets perceive as relevant. This is in line with Fleming and Remolona (1999) and Ehrmann and Fratzscher (2007). However, also in this case, the impact of the CB communication on financial markets' volatility is only statistically significant in the pre-crisis period, confirming the finding that in the post-crisis period the CB communication became less noisy.

In addition, the component-GARCH model enables us to observe that before and after the crisis the impact of communication on the variance of swap rate changes was temporary in both cases (i.e. on the 180 and the 360-days maturities) since we never found any significant effect on long run volatility (i.e. the coefficient λ is always insignificant in equation (2)).

Table 4
Effect of CB communication on volatility of changes in swap rates

Swap rate maturity	Pre-crisis: 24 May 2005-12 Sept 2008	Post-crisis: 02 Feb 2009-03 Nov 2014
180 days	T0.0021**	T0.00053
360 days	T0.0061**	T0.0002

This corresponds to the coefficient of ACOM in equation (3) for the temporary (T) component, estimated jointly with equations (1) and (2). We report the coefficients of control variables in Appendix 2, Table A.2.2.1. The table presents the coefficient of the absolute value of the dummy for coded statements. The ACOM dummy takes a value of one when a statement occurs and zero when there is none. Component-GARCH estimation with Student-t Distribution. *** significant at the 1% (**5; * 10%) on the basis of the z-statistics. In each cell in this table, T stands for temporary effects. (a) P-value: 0.14

3.4. Robustness analysis

One could argue that we should focus on the impact of a surprise change in the MPR rather than in the actual change in interest rates. Accordingly, we re-estimate our mean model⁵ substituting the observed change in the MPR for the unexpected change of the policy rate in equation (1). As shown in Table 5, by considering surprise changes in MPR rate we confirm that the impact of deeds was statistically significant only in the post-crisis period. In quantitative terms the effect of surprise changes in MPR on swap rates is greater than that of the effective changes in MPR; up to two or three times greater, depending on the maturity of the swap rate considered. Such a difference in magnitude is logical in as much as expected policy changes should already have been taken into account by forward-looking markets.

Table 5

Effect of surprise changes in monetary policy rate on daily changes in swap rates

Swap rate changes (maturity)	Pre-crisis: 24 May 2005-12 Sept 2008	Post-crisis: 02 Feb 2009-03 Nov 2014
180 days	-0.011	0.040
360 days	-0.035	0.109***

The Surprise variable is observed minus expected MPR rate in equation (1). Component-GARCH estimation with Student-t Distribution. This corresponds to the estimation of equation (1) jointly with (2) and (3). ***significant at the 1% (** 5%; * 10%) on the basis of the z-statistics.

Controlling for surprise MPR changes, the impact of communication on the level of swap rates (Table 6) is similar to that displayed previously in Table 3. This implies that, in line with the results found in other studies for the US and Brazil, especially for the short maturities (180 days), it is the unexpected part of changes in the policy rates which is driving the effects on swap rates (in the pre-crisis period), while the predicted part has hardly any impact.

Table 6

Effect of CB communication on daily changes in swap rates, with surprise monetary policy rate changes

Swap rate changes (maturity)	Pre-crisis: 24 May 2005-12 Sept 2008	Post-crisis: 02 Feb 2009-03 Nov 2014
180 days	0.021***	0.0016
360 days	0.029***	0.0022

Daily close minus previous day close. The COM dummy for communication has a FIVE-pronged classification as very dovish (-2), dovish (-1), neutral (0), hawkish (+1), and very hawkish (+2). Component-GARCH estimation with Student-t Distribution. This corresponds to the estimation of equation (1) jointly with (2) and (3). ***significant at the 1% (** 5%; * 10%) on the basis of the z-statistics.

⁵ In the Appendix we do not report the full detailed results since they are similar for most variables to those reported for the estimation with the observed policy rate in Table A.2.1 in Appendix 2.

4 Conclusions

This paper provides evidence on the ability of the Central Bank of Chile to affect the market interest rate futures and, in particular, the swap rate markets. We differentiate between deeds, i.e. changes in the Monetary Policy Rate, and words, i.e. written statements. For the latter, we collect information on speeches and summaries of Chile's Monetary Policy Committee, using data collected from 2005 until 2014. We, then, analyze separately the effects on the mean changes and on the short- or long-run volatility of the swap rates.

Our results show that from May 2005 to September 2008 –the pre-crisis period–, swap rates reacted mainly to words: they increased (decreased) following a hawkish (dovish) piece of communication. In that period, the reaction of swap rates to deeds (i.e. to changes in the official rate) was not statistically significant.

This study also shows that after the global financial crisis, the response of swap rates to deeds and words changed in a substantial way. In the years after 2008, increases (decreases) in the MPR drove the swap rate up (down), as expected. In fact, monetary policy decisions, measured by their impact on swap rates, have gained prominence over the communication itself.

In addition to the results for changes in market rates (i.e. on the mean of interest rates) CB communication impacts the volatility of swap markets and this impact is positive, which means that the CB conveys information that markets perceive as relevant. However this impact is always temporary and is significant only in the pre-crisis period, confirming the finding that, in the post-crisis period, the CB communication became less noisy.

Therefore in the case of Chile, evidence shows that, in the post crisis period, the swap market has reacted less than pre-crisis to the CB communication, both in terms of the mean changes and the volatility of the rates, which probably reflects a more neutral or less noisy monetary policy communication. This trend is different from what has been observed in developed economies, where words have become more relevant. However in Chile the decreased importance of communication in the post-crisis period may reflect the fact that market participants have learned to understand the economic situation and its implication for monetary policy decisions, making them able to anticipate the changes in CB communication. This anticipation is reflected in changes in the swap rates prior to the monetary policy announcement and almost no change in swap rates once the CB statement is made available to the public. To provide support to this hypothesis would require incorporating surprises in CB communication, which could be explored in future work.

Appendix 1: Descriptive statistics and unit-root tests

Table A1

Descriptive statistics on swap rate changes

Swap rate changes (maturity)	24 May 2005-12 Sept. 2008	02 Feb. 2009-03 Nov. 2014
180 days		
Mean	0.006	-0.001
Std. dev	0.049	0.046
Skewness	-0.087	-1.34
Kurtosis	9.77	25.5
360 days		
Mean	0.057	-0.0009
Std. dev	0.059	0.052
Skewness	-0.303	-0.793
Kurtosis	6.91	12.64

Table A2

Unit-root tests

Elliott-Rottenberg-Stock DF-GLS Test stat	24 May 2005-12 Sept. 2008	02 Feb. 2009-03 Nov. 2014
Swap rate (maturity)		
180	82.05	87.3
360	49.65	38.7
Swap rate change (maturity)		
180	0.37	0.72
360	0.11	0.64

With constant and trend. Null hypothesis: series has a unit root (Elliott et al. 1996). DF-GLS statistics critical values are: -3.48 (1%), -2.89 (5%), -2.57 (10%).

Appendix 2: Detailed estimation results

A. Effect of communication on mean

Table A.2.1

Swap rate change with observed change in MPR (and COM in mean equation)

	24 May 2005-12 Sept. 2008	02 Feb. 2009-03 Nov. 2014	24 May 2005-12 Sept. 2008	02 Feb. 2009-03 Nov. 2014
Mean	180D	180D	360D	360D
Cst	0.0022**	-0.0001	0.0031	-0.0007
Σ AR (1 to n)	0.020 (4)	0.16** (3)	0.187 (5)	0.223** (5)
(ΔR)	0.016	0.034***	-0.070*	0.040**
Com	0.020***	-0.0015	0.034***	-0.0027
Δ VIX	0.00013	0.0018***	0.0017	-0.0042***
Δ USswap	0.066***	-0.0033	0.040	-0.059
Dum011207	-0.31***		-0.393	
Dum122606	-0.34***			
Dum122706	0.22***			
Variance				
C	0.002	0.025	0.0089	0.0025**
ρ	0.988***	0.998***	0.99***	0.99***
ϕ	0.075	0.091	0.052	0.051***
α	0.132*	0.080	0.131	0.155*****
β	0.562**	0.629	-0.14	-0.048
GED				1.14***
t-distribution. DOF	3.01***	2.84***	4.61***	
Adj R2	0.138	0.048	0.087	0.064
AR(10)	12.8 [0.23]	8.70 [0.56]	8.60 [0.57]	13.7 [0.18]
ARCH	0.19 [0.66]	0.39 [0.53]	0.35 [0.55]	0.33 [0.56]
Log Likelihood	1077.9	2911.2	651.3	2501.4
AIC	-3.72	-4.07	-3.03	-3.48
BIC	-3.58	-4.01	-2.86	-3.43

Interest rate 180 and 360 day swap rates: Daily close minus previous day close. The observed policy rate (MPR) is included in the mean equation. C-GARCH estimation with Student-t Distribution. This corresponds to the estimation of equation (1) jointly with (2) and (3). Parameters μ and λ are constrained to zero.*** Z-statistic, significant at 1% level (** 5%; * 10%). [P-value].

B. Effect of communication on volatility

Table A.2.2

Swap rate change with observed change in MPR (and ACOM in variance equation)

	24 May 2006-12 Sept. 2008	02 Feb. 2009-03 Nov. 2014	24 May 2005-12 Sept. 2008	02 Feb. 2009-03 Nov. 2014
Mean	180D	180D	360D	360D
Cst	0.0024***	-6.85 E-05	0.0045**	-0.0011
Σ AR (1 to n)	0.027 (4)	0.153** (3)	0.092 (3)	0.212** (3)
(ΔR)	0.021	0.031**	0.0048	0.036**
Δ VIX	0.0024	-0.0017***	0.0018	-0.0041***
Δ USswap	0.055**	-0.0042	0.031	-0.07
Dum07-08/07/08			-0.158*	
Dum011207	-0.28***			
Dum122606	-0.259			
Dum122706	0.204			
Variance				
C	0.0035	0.024	0.061	0.0022*
ρ	0.98***	0.99***	0.99***	0.99***
ϕ	0.089*	0.095***	0.089***	0.024*
α	0.142**	0.098**	0.066	0.039
β	0.465***	0.482**	0.317	0.866***
μ	0.0021**	0.0005	0.006**	0.0002
t-distribut. DOF	2.96***	2.86***	3.34***	4.17***
Adj R2	0.139	0.048	0.024	0.067
AR(10)	12.4 [0.26]	8.71 [0.56]	3.45 [0.96]	12.9 [0.23]
ARCH	0.61 [0.43]	0.46 [0.49]	0.21 [0.64]	1.38 [0.24]
Log Likelihood	1080.3	2912.8	636.07	2501.5
AIC	-3.73	-4.07	-2.96	-3.49
BIC	-3.60	-4.02	-2.82	-3.43

Interest rate 180 and 360 day swap rates: Daily close minus previous day close. C-GARCH estimation with Student-t distribution. This corresponds to equation (1), estimated together with equation (2), and (3) where a_3 and λ are constrained to zero.*** Z-statistic significant at 1% level (** 5%; * 10%). [P-value].

Bibliography

- Céspedes, L.F. and C. Soto, 2006. Régimen de Metas de Inflación y Credibilidad de la Política Monetaria en Chile. *Revista Economía Chilena*. Volumen 9 N°3. Banco Central de Chile, December.
- Connolly, E., and M. Kohler, 2004, News and Interest Rate Expectations: A Study of Six Central Banks. In *The Future of Inflation Targeting*, eds. C. Kent and S. Guttman. Sydney: Reserve Bank of Australia, 108-34.
- De Gregorio, J., 2008. Transparencia y Comunicaciones en la Banca Central Moderna. *Documentos de Política Económica* N° 25. Banco Central de Chile, July.
- Ding, Z., and C.W. J. Granger (1996): "Modelling Volatility Persistence of Speculative Returns: A New Approach," *Journal of Econometrics*, 73, 185–215.
- Ehrmann, M., and M. Fratzscher, 2007, Communication by Central Bank Committee Members: Different Strategies, Same Effectiveness? *Journal of Money, Credit, and Banking*, 39(2-3), 509-41.
- Elliott, C., T.J. Rothenberg, and J.H. Stock, 1996, Efficient Tests for an Autoregressive Unit Root, *Econometrica*, 64, 813–836.
- Engle, R. F., and G. G. J. Lee (1999): "A Long-Run and Short-Run Component Model of Stock Return Volatility," in *Cointegration, Causality, and Forecasting*, ed. by Engle, and White. Oxford University Press.
- Fleming, J M. and E. M. Remolona, 1999, Price Formation and Liquidity in the U.S Treasury Market: The Response to Public Information, *Journal of Finance*, 54(5), 1901-1915.
- García-Herrero, A., E. Girardin and E. Dos Santos 2015, Follow what I do, and also what I say: monetary policy impact on Brazil's financial markets, BBVA, Economic research department, Working Paper, 15/12, April.
- Geraats, P. 2002, Central Bank Transparency, *Economic Journal*, 112, 532-565.
- Glosten, L.R., R. Jaganathan and D. Runkle, 1993, On the relation between the expected value and the volatility of the normal excess return on stocks, *Journal of Finance*, 48, 1779-1801.
- Kohn, D. L., and B. Sack, 2004, Central Bank Talk: Does it Matter and Why? In: *Macroeconomics, Monetary Policy, and Financial Stability*, Ottawa: Bank of Canada, 175-206.
- Larraín, M., 2007. Sorpresas de Política Monetaria y la Curva de Rendimiento en Chile. *Revista Economía Chilena*. Volumen 10 N°1. Banco Central de Chile, April.
- Meyer de P, J., 2006. Impacto de las Sorpresas Económicas en el Rendimiento de los Bonos del Banco Central de Chile. *Revista Economía Chilena*. Volumen 9 N°2. Banco Central de Chile, August.
- Reeves, R., and M. Sawicki, 2007, Do Financial Markets React to Bank of England Communication? *European Journal of Political Economy*, 23(1): 207-27.
- Rosa, C., and G. Vega, 2007, On the Consistency and Effectiveness of Central Bank Communication: Evidence from the ECB, *European Journal of Political Economy*, 23(1), 146-75.
- Vergara, R., 2014. Estrategias de Comunicación y Efectividad de la Política Monetaria. *Documentos de Política Económica* N° 50. Banco Central de Chile, junio.
- Zakoian, J. M., 1994, Threshold heteroscedastic Models, *Journal of Economic Dynamics and Control*, 18, 931-944.

Working Papers

2016

16/13 **Ángel de la Fuente**: La liquidación de 2014 del sistema de financiación de las comunidades autónomas de régimen común.

16/12 **Kan Chen, Mario Crucini**: Trends and Cycles in Small Open Economies: Making The Case For A General Equilibrium Approach.

16/11 **José Félix Izquierdo de la Cruz**: Determinantes de los tipos de interés de las carteras de crédito en la Eurozona.

16/10 **Alfonso Ugarte Ruiz**: Long run and short run components in explanatory variables and differences in Panel Data estimators.

16/09 **Carlos Casanova, Alicia García-Herrero**: Africa's rising commodity export dependency on China.

16/08 **Ángel de la Fuente**: Las finanzas autonómicas en 2015 y entre 2003 y 2015.

16/07 **Ángel de la Fuente**: Series largas de algunos agregados demográficos regionales, 1950-2015.

16/06 **Ángel de la Fuente**: Series enlazadas de Contabilidad Regional para España, 1980-2014.

16/05 **Rafael Doménech, Juan Ramón García, Camilo Ulloa**: Los efectos de la flexibilidad salarial sobre el crecimiento y el empleo.

16/04 **Ángel de la Fuente, Michael Thöne, Christian Kastrop**: Regional Financing in Germany and Spain: Comparative Reform Perspectives.

16/03 **Antonio Cortina, Santiago Fernández de Lis**: El modelo de negocio de los bancos españoles en América Latina.

16/02 **Javier Andrés, Ángel de la Fuente, Rafael Doménech**: Notas para una política fiscal en la salida de la crisis.

16/01 **Ángel de la Fuente**: Series enlazadas de PIB y otros agregados de Contabilidad Nacional para España, 1955-2014.

2015

15/33 **Shushanik Papanyan**: Digitization and Productivity: Where is the Growth? Measuring Cycles of Technological Progress.

15/32 **Alfonso Arellano, Noelia Cámara, David Tuesta**: Explaining the Gender Gap in Financial Literacy: the Role of Non-Cognitive Skills.

15/31 **Ángel de la Fuente**: Series enlazadas de Contabilidad Regional para España, 1980-2014. Parte II: Empleo asalariado, rentas del trabajo y salarios medios.

15/30 **Jingnan Cai, Alicia García-Herrero, Le Xia**: Regulatory arbitrage and window-dressing in the shadow banking activities: evidence from China's wealth management products.

15/29 **Javier Alonso, Alfonso Arellano**: Heterogeneity and diffusion in the digital economy: spain's case.

15/28 **Javier Alonso, Alfonso Arellano**: Heterogeneidad y difusión de la economía digital: el caso español.

15/27 **Ángel de la Fuente**: Series enlazadas de Contabilidad Regional para España, 1980-2014.

15/26 **Carlos Casanova, le Xia and Romina Ferreira**: Measuring Latin America's export dependency on China.

15/25 **Nathaniel Karp, Boyd W. Nash-Stacey**: Embracing the Financially Excluded in the U.S.: A Multi-Dimensional Approach to Identifying Financial Inclusion Across MSAs and Between Cohorts.

- 15/24 **Alicia Garcia-Herrero, K.C. Fung**: Determinants of Trade in Parts and Components: An Empirical Analysis.
- 15/23 **Mariano Bosch, Angel Melguizo, Enith Ximena Peña, David Tuesta**: El ahorro en condiciones formales e informales.
- 15/22 **Antonio Villar**: Crisis, households' expenditure and family structure: The Palma ratio of the Spanish economy (2007-2014).
- 15/21 **Andrés Hernández, Bernardo Magnani, Cecilia Posadas, Jorge Redondo, Gonzalo Robles, Juan M. Ruiz y Enestor Dos Santos**: ¿Cuáles son los sectores con mayor potencial para aprovechar la Alianza del Pacífico?
- 15/20 **Gonzalo de Cadenas, Alicia Garcia-Herrero, Alvaro Ortiz and Tomasa Rodrigo**: An Empirical Assessment of Social Unrest Dynamics and State Response in Eurasian Countries. / *Published in Eurasian Journal of Social Sciences, 3(3), 2015, 1-29.*
- 15/19 **Mariano Bosch, Angel Melguizo, Enith Ximena Peña and David Tuesta**: Savings under formal and informal conditions.
- 15/18 **Alicia Garcia-Herrero, K.C. Fung, Jesus Seade**: Beyond Minerals: China-Latin American Trans-Pacific Supply Chain.
- 15/17 **Alicia Garcia-Herrero, Le Xia, Carlos Casanova**: Chinese outbound foreign direct investment: How much goes where after round-tripping and offshoring?
- 15/16 **Diego José Torres Torres**: Evaluando la capacidad predictiva del MIDAS para la Eurozona, Alemania, Francia, Italia y Portugal.
- 15/15 **Alicia Garcia-Herrero, Eric Girardin, Arnoldo Lopez-Marmolejo**: Mexico's monetary policy communication and money markets.
- 15/14 **Saidé Salazar, Carlos Serrano, Alma Martínez, Arnulfo Rodríguez**: Evaluation of the effects of the Free Trade Agreement between the European Union and Mexico (EU-MX FTA) on bilateral trade and investment.
- 15/13 **Saidé Salazar, Carlos Serrano, Alma Martínez, Arnulfo Rodríguez**: Evaluación de los efectos del Tratado de Libre Comercio entre la Unión Europea y México (TLCUEM) en el comercio bilateral y la inversión.
- 15/12 **Alicia Garcia-Herrero, Eric Girardin and Enestor Dos Santos**: Follow what I do, and also what I say: Monetary policy impact on Brazil's financial markets.
- 15/11 **Noelia Cámara, David Tuesta, Pablo Urbiola**: Extendiendo el acceso al sistema financiero formal: el modelo de negocio de los corresponsales bancarios.
- 15/10 **Noelia Cámara, David Tuesta, Pablo Urbiola**: Extending access to the formal financial system: the banking correspondent business model.
- 15/09 **Santiago Fernández de Lis, José Félix Izquierdo de la Cruz y Ana Rubio González**: Determinantes del tipo de interés del crédito a empresas en la Eurozona.
- 15/08 **Pau Rabanal and Juan F. Rubio-Ramírez**: Can International Macroeconomic Models Explain Low-Frequency Movements of Real Exchange Rates?.
- 15/07 **Ándel de la Fuente y Rafael Doménech**: El nivel educativo de la población en España y sus regiones: 1960-2011.
- 15/06 **Máximo Camacho and Jaime Martínez-Martín**: Monitoring the world business cycle. / *Published in Economic Modelling 51 (2015) 617–625.*
- 15/05 **Alicia García-Herrero and David Martínez Turégano**: Financial inclusion, rather than size, is the key to tackling income inequality.
- 15/04 **David Tuesta, Gloria Sorensen, Adriana Haring y Noelia Cámara**: Inclusión financiera y sus determinantes: el caso argentino.

15/03 **David Tuesta, Gloria Sorensen, Adriana Haring y Noelia Cámara:** Financial inclusion and its determinants: the case of Argentina.

15/02 **Álvaro Ortiz Vidal-Abarca and Alfonso Ugarte Ruiz:** Introducing a New Early Warning System Indicator (EWSI) of banking crises.

15/01 **Alfonso Ugarte Ruiz:** Understanding the dichotomy of financial development: credit deepening versus credit excess.

[Click here to Access the Working Paper published](#)

Spanish
and English

The analysis, opinions, and conclusions included in this document are the property of the author of the report and are not necessarily property of the BBVA Group.

BBVA Research's publications can be viewed on the following website: <http://www.bbvarresearch.com>

Contact details:

BBVA Research

Azul Street, 4

La Vela Building - 4 and 5 floor

28050 Madrid (Spain)

Tel.: +34 91 374 60 00 and +34 91 537 70 00

Fax: +34 91 374 30 25

bbvarresearch@bbva.com

www.bbvarresearch.com