

Migration

# Migration Watch, end of year 2019

Juan José Li Ng

December 18, 2019

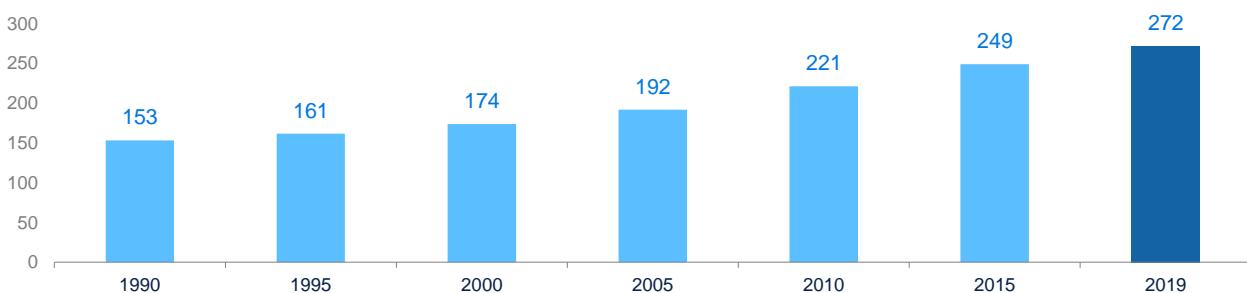
- In 2019, there are 272 million migrants worldwide, up 23% from 2010. Mexico has the second largest number of migrants of any country in the world.
- In 2019, there are 12.4 million Mexican migrants in the United States, 5.9 million of whom are women (48%) and 6.4 million of whom are men (52%).
- Remittances to Mexico will have exceeded USD 36 billion by the close of 2019, taking it above the Philippines as the world's third largest recipient of such resources.

**International Migrants Day has been celebrated every December 18** since 2000, when the United Nations General Assembly issued a resolution in response to the high and growing number of migrants around the world.

According to UN estimates, there were approximately 272 million international migrants in 2019, equivalent to around 3.5% of the global population. This number is 9.2% greater than that recorded in 2015, and up 23% from 2010. Many of these migrants are coming from developing regions and traveling to the United States and high-income European countries.

The top five sending countries of migrants are, in this order: India, Mexico, China, Russia and Syria. Meanwhile, the top recipient countries of migrants are: The United States, Germany, Saudi Arabia, Russia and the United Kingdom.

Figure 1. **Global migrant population, 1990–2019**  
(Millions)



Source: BBVA Research based on data from the United Nations Population Division, 2019.

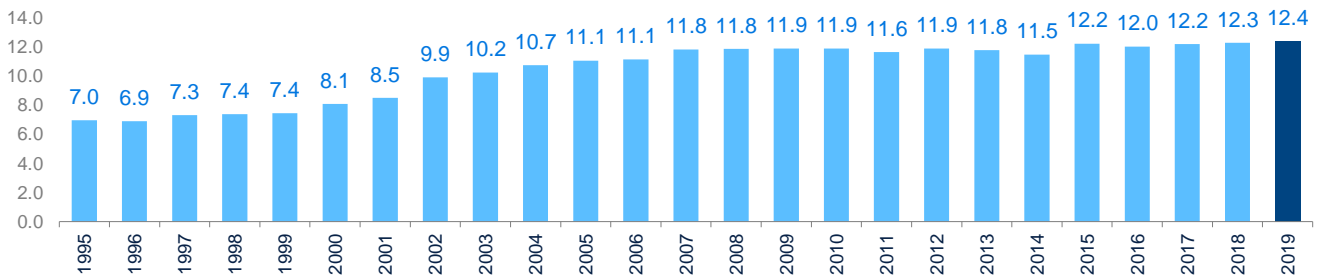
## There are 12.4 million Mexican migrants in the United States in 2019

Two months ago, the U.S. Census Bureau published the results of the Current Population Survey Annual Social and Economic Supplement (CPS ASEC) for 2019. This data allows us to estimate the size and sociodemographic and employment characteristics of the Mexican migrant population living in the United States.

It is estimated that around 12.4 million Mexican migrants are living in the United States in 2019, which is slightly more than in previous years. Although confidence intervals had to be analyzed, the point estimation for 2019 is the highest ever recorded, meaning the number of Mexican migrants is expected to reach record levels.

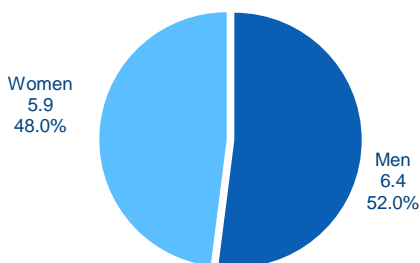
Of the total number of Mexican migrants, approximately 5.9 million are women (48%) and 6.4 million are men (52%). Most of these migrants—around 9.7 million—are from the most productive age groups, between the ages of 20 and 59.

Figure 2. **Mexican migrants residing in the United States, 1995–2019**  
(Millions)



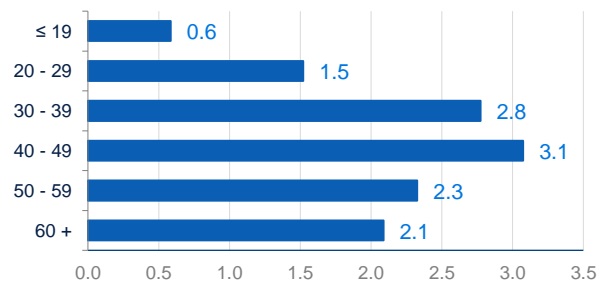
Source: BBVA Research estimates based on the Current Population Survey Annual Social and Economic Supplement (CPS ASEC), 1995–2019.

Figure 3. **Mexican migrants residing in the United States by sex, 2019**  
(Millions and %)



Source: BBVA Research estimates based on the Current Population Survey Annual Social and Economic Supplement (CPS ASEC), 2019.

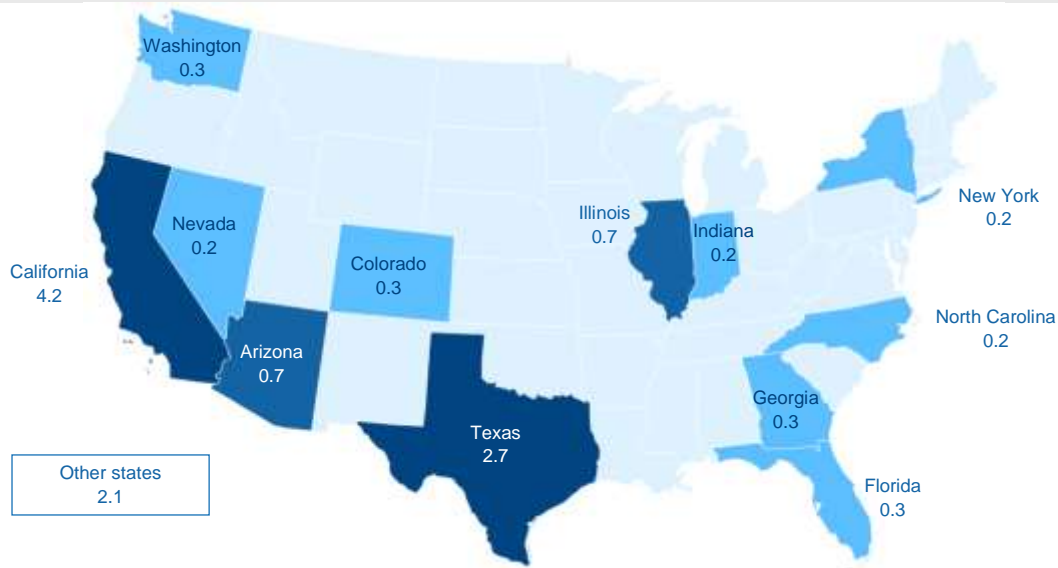
Figure 4. **Mexican migrants residing in the United States by age group, 2019**  
(Millions)



Source: BBVA Research estimates based on the Current Population Survey Annual Social and Economic Supplement (CPS ASEC), 2019.

Mexican migrants in the United States are mainly concentrated in two states, California and Texas, which have 4.2 million and 2.7 million migrants, respectively. They are followed by Illinois and Arizona, which each have 0.7 million migrants.

Map 1 **Mexican migrants in the United States by state of residence, 2019**  
(Millions)

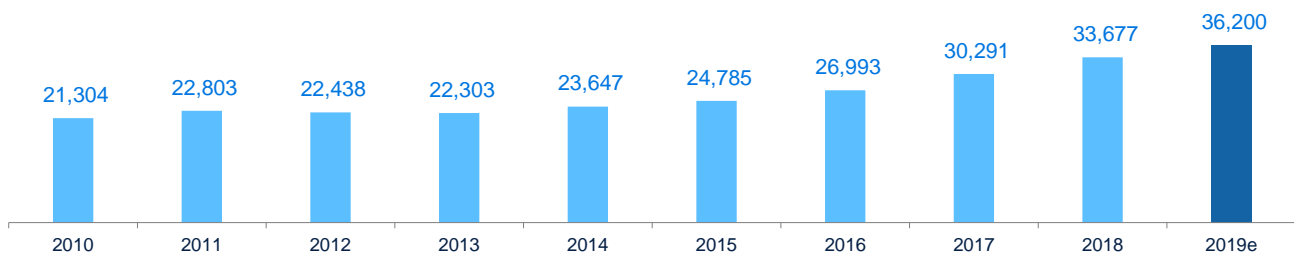


Source: BBVA Research estimates based on the Current Population Survey Annual Social and Economic Supplement (CPS ASEC), 2019.

## Remittances to Mexico will exceed USD 36 billion in 2019

The favorable economic situation in the United States in recent years has allowed Mexicans living in the country to send more remittances back to Mexico. The latest figures from the Bank of Mexico indicate that, by the close of 2019, these remittances will have amounted to nearly USD 36.2 billion, reaching an all-time high once again. As such, Mexico is replacing the Philippines as the **world's third largest recipient of such resources**.

Figure 5. **Family remittances to Mexico, 2010-2019e**  
(Millions of USD)



(e) Estimate.

Source: BBVA Research based on data from the Bank of Mexico.

## **DISCLAIMER**

This document was prepared by Banco Bilbao Vizcaya Argentaria's (BBVA) BBVA Research and BBVA Bancomer S. A., Institución de Banca Múltiple, Grupo Financiero BBVA Bancomer on behalf of itself and is provided for information purposes only. The information, opinions, estimates and forecasts contained herein refer to the specific date and are subject to changes without notice due to market fluctuations. The information, opinions, estimates and forecasts contained in this document are based upon information available to the public that has been obtained from sources considered to be reliable. However, such information has not been independently verified by BBVA Bancomer, and therefore no warranty, either express or implicit, is given regarding its accuracy, integrity or correctness. This document is not an offer to sell or a solicitation to acquire or dispose of an interest in securities.