

Türkiye: Weekly Banking Tracker

Deniz Ergun

01 November 2024

- Since Nov 8th was the day for finalizing credit growth monthly caps, the weekly growth of FX-adjusted credits decelerated further from 0.5% to 0.2% due to consumer credits in the sector. 4w trend rate of total credit growth remained stable at 0.4%.
- Total credit growth trend rates of public and private banks have been converging since July and as we approach the end of year, they continue to move at the same growth rate. Regarding the credit segments, the trend rate of total fx adj. commercial credits remains below that of consumer credits.
- Among the sub-segments of TL credits, deceleration in consumer credits was seen in auto and general purpose loans whereas housing credits accelerated in the sector. Consumer credit cards decelerated sharply in both public and private banks. The overall trend in consumer credits came down.
- Weekly deceleration in TL commercial credits continued due to negative growth in public banks (both in SME & non-SME lending), which keeps the trend rate at low levels.
- Deceleration in FC credits' weekly growth was limited which moved up further its trend rate.
- Regarding deposits, TL deposits declined by TL 86.5bn. FC deposits fell by \$1.1bn led by the fall in hholds' gold deposits by \$940mn. Adjusted from price effects, FC deposits rose by \$352mn on a weekly basis resulting in an overall decline of \$17.1bn year to date (\$24bn since end March) according to the CBRT. Dollarization ratio remains at 36.6%.
- The FC protected scheme (in US dollar terms) continued to fall by another \$1.5bn to \$37.9bn. The share of TL deposits excluding FC protected scheme in total deposits rose from 56% to 56.2% (vs. the CBRT's target of 50% in 2024).
- Commercial credit interest rates continued to fall by another 50bps to 55.7%. Consumer rates continued to increase by 58bps to 66.5% led by the 80bps rise in general purpose loans reaching 70.5%.
- As released by the CBRT, TL deposit rates fell by 53bps to 55.5%. The highest rate is in up to 3 months with 59%. Rates at longer maturities up to 1yr rose by almost 200bps to 52.4% and above 1yr fell by 30bps to 36%.
- The Non-Performing Loans (NPL) ratio of the sector rose to 1.79%, albeit with a slower weekly increase compared to previous week. The ratio for consumer credit cards continued to rise further to 2.74% but remained stable for other consumer credits at 2.6%. The ratio for commercial credits remains also at 1.7%. The slow but steady weekly upward movements in the NPL ratio of commercial credits are due to SME credits and corporate credit cards where the NPL ratio reached 2.04% and 1.4%, respectively (compared to year-end figures of 1.9% and 0.9%).

Figure 1. **Total Loans (FX adjusted, weekly, 4-week moving average)**

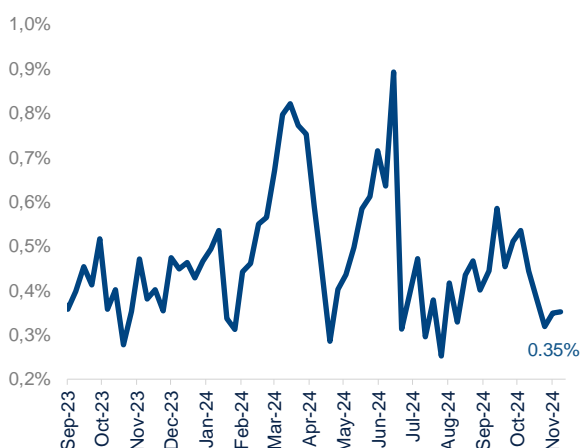


Figure 2. **Total Loans (FX adjusted, weekly, 4-week moving average)**

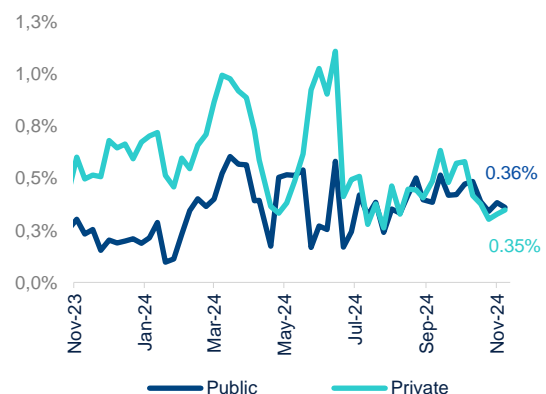


Figure 3. **Consumer Loans in Segments (weekly, 4-week moving average)**

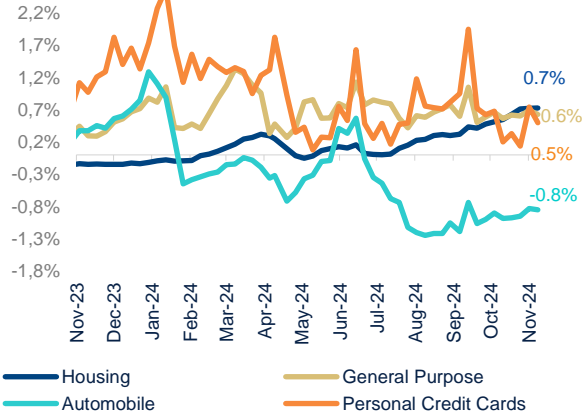


Figure 4. **Consumer Loans (w/o personal credit cards, weekly, 4-week moving average)**

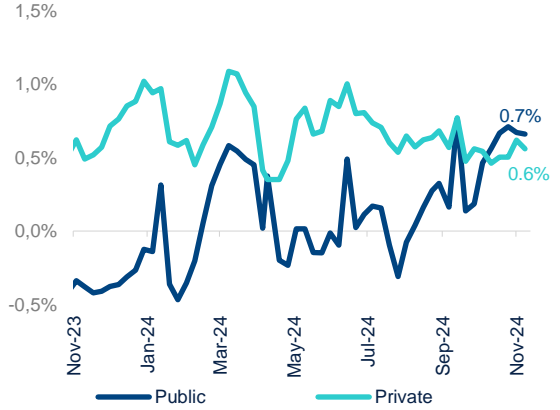


Figure 5. **Commercial Loans (TL & USD, weekly, 4-week moving average)**

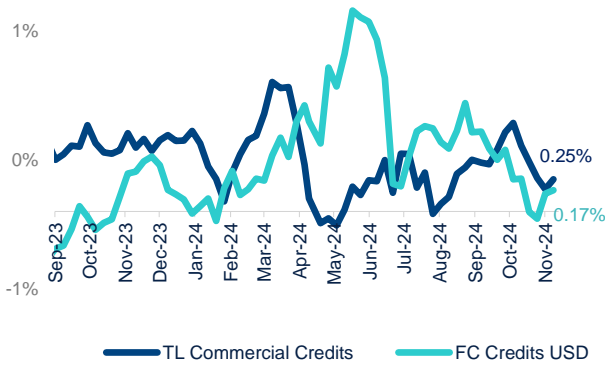


Figure 6. **TL Commercial Loans (weekly, 4-week moving average)**

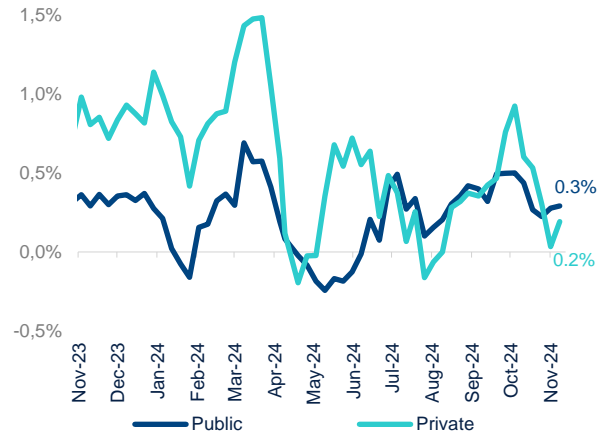


Figure 7. **TL SME Credits (weekly, 4-week moving average)**

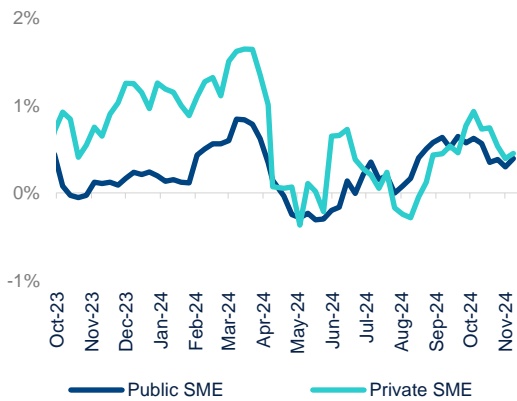


Figure 8. **TL Non-SME Commercial Credits (weekly, 4-week moving average)**

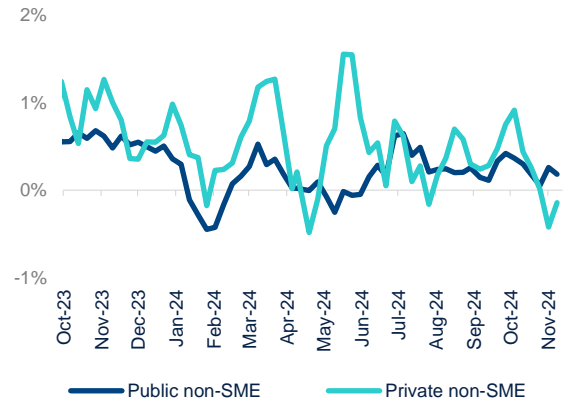


Figure 9. **FC SME Credits** (in USD, weekly, 4-week moving average)

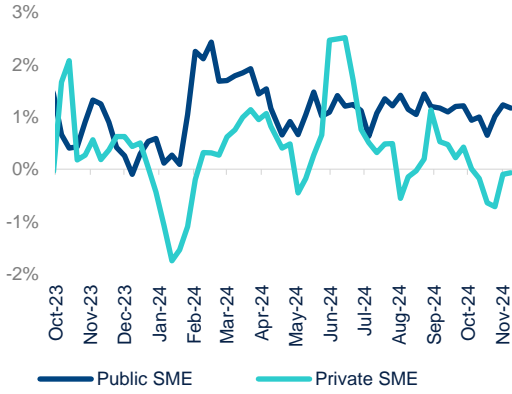


Figure 10. **FC Non-SME Credits** (in USD, weekly, 4-week moving average)

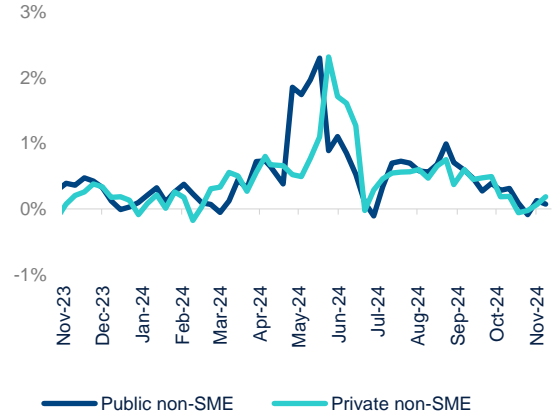


Figure 11. **Deposit Growth** (TL & FC in USD, weekly, 4-week moving average)

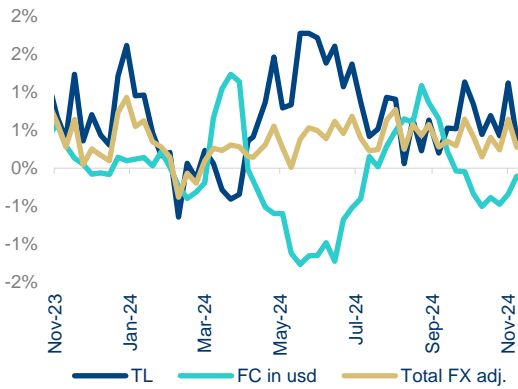


Figure 12. **FC Protected Time Deposits** (bn USD)

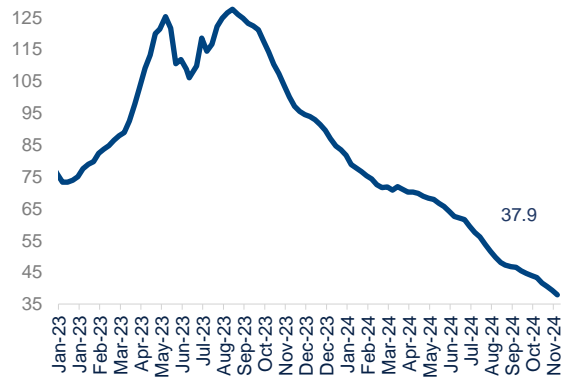


Figure 13. **FC Commercial Credit Interest Rates** (4w avg.%)

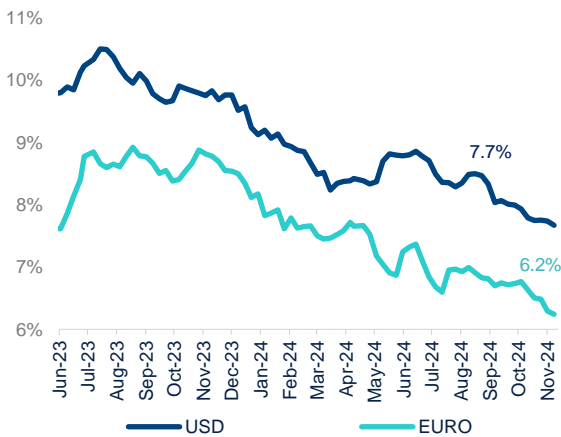


Figure 14. **FC Interest Rate Spread** (4w avg.%)

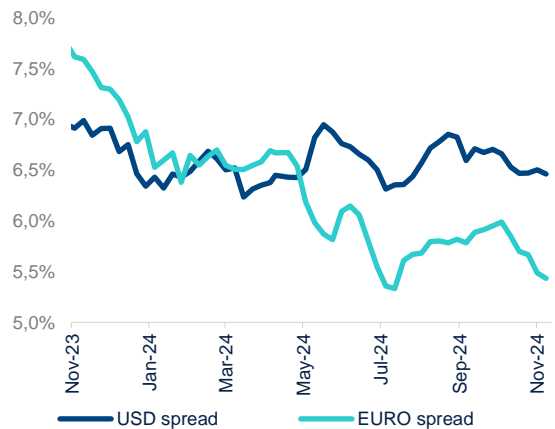


Figure 15. **EURO Deposit Interest Rates (4w avg %)**

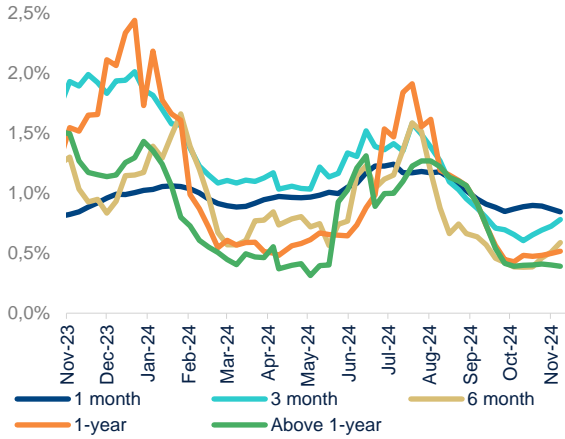


Figure 16. **USD Deposit Interest Rates (4w avg %)**

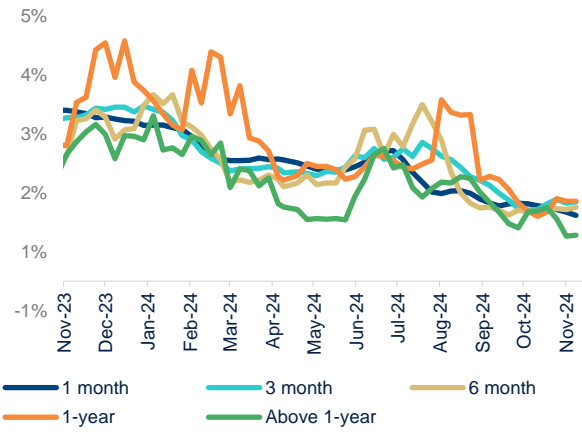


Figure 17. **TL Interest Rates (%)**

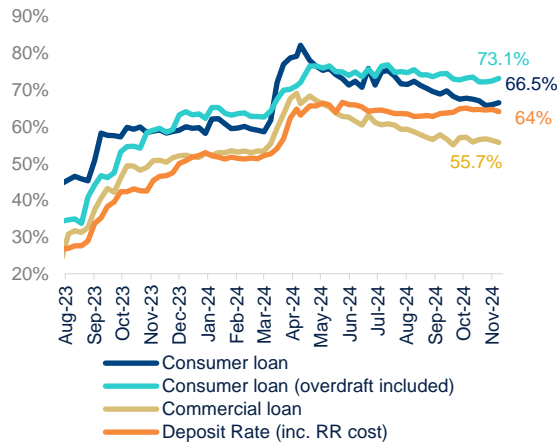


Figure 18. **TL Deposit Interest Rates (%)**

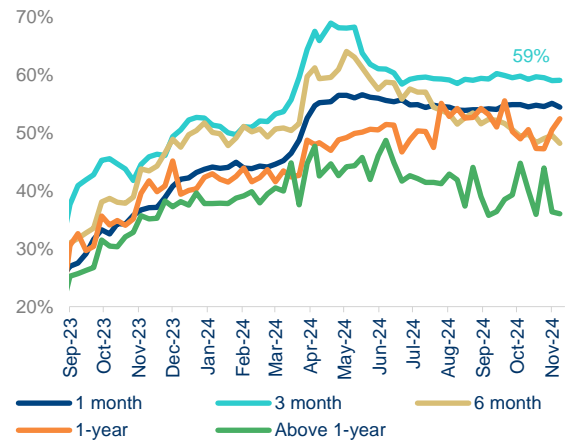


Figure 19. **Consumer Interest Rates (%)**

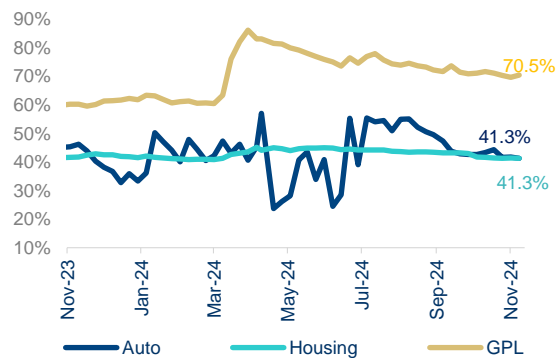
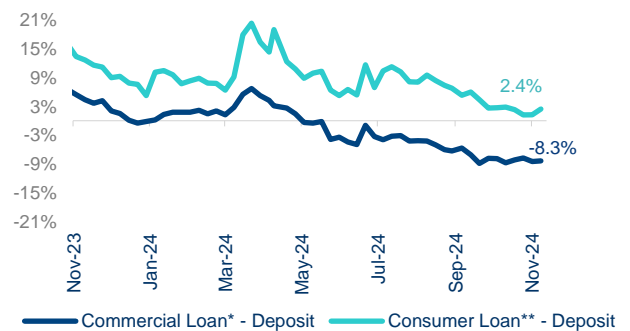


Figure 20. **Interest Rate Spread (% , including TL RR cost)**



* excludes corporate overdraft account rates and corporate credit card rates. ** excludes other consumer overdraft account rates.

* The FX adj. credits are calculated using the revised methodology of the CBRT on the exchange rate adjustment:

Source: BRSA, CBRT and Garanti BBVA Research

DISCLAIMER

This document has been prepared by BBVA Research Department. It is provided for information purposes only and expresses data, opinions or estimations regarding the date of issue of the report, prepared by BBVA or obtained from or based on sources we consider to be reliable, and have not been independently verified by BBVA. Therefore, BBVA offers no warranty, either express or implicit, regarding its accuracy, integrity or correctness.

Any estimations this document may contain have been undertaken according to generally accepted methodologies and should be considered as forecasts or projections. Results obtained in the past, either positive or negative, are no guarantee of future performance.

This document and its contents are subject to changes without prior notice depending on variables such as the economic context or market fluctuations. BBVA is not responsible for updating these contents or for giving notice of such changes.

BBVA accepts no liability for any loss, direct or indirect, that may result from the use of this document or its contents.

This document and its contents do not constitute an offer, invitation or solicitation to purchase, divest or enter into any interest in financial assets or instruments. Neither shall this document nor its contents form the basis of any contract, commitment or decision of any kind.

With regard to investment in financial assets related to economic variables this document may cover, readers should be aware that under no circumstances should they base their investment decisions on the information contained in this document. Those persons or entities offering investment products to these potential investors are legally required to provide the information needed for them to take an appropriate investment decision.

The content of this document is protected by intellectual property laws. Reproduction, transformation, distribution, public communication, making available, extraction, reuse, forwarding or use of any nature by any means or process is prohibited, except in cases where it is legally permitted or expressly authorised by BBVA.