

## Mexico

## Weekly Observatory

March 11, 2011

## Next week...

## Economic Analysis

Cecilia Posadas

c.posadas@bbva.bancomer.com

## Market Analysis

Fixed Income Analysis Mexico/Brazil  
Chief Strategist

Ociel Hernández

o.hernandez@bbva.bancomer.com

+5255 5621 9616

## ... Economic progress at the start of 2011

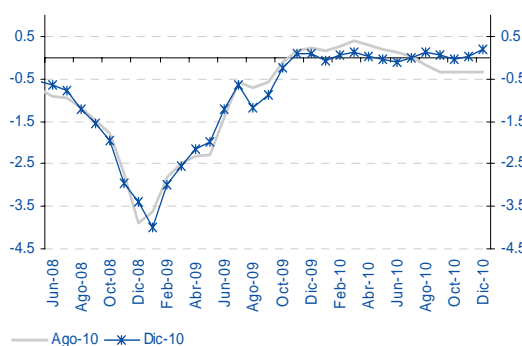
The earliest indicators on economic activity for the first few months of the year show that the manufacturing sector and especially growth in sectors such as the motor vehicle sector will play a key role. In the first month of the year, average growth in terms of produced units stood around 3.2% compared to the previous month, representing an acceleration in the average monthly variation for 4Q10. Other indicators related to manufacturing producer perception are mostly in line with expectations of a recovery, which seems to have continued into the start of this year. Indicators related to domestic demand still remain at low levels and mostly showed slower growth in the last quarter than in the third. As well as the level of employment recovery, the ability for real wages to recover growth lost since 2008 will also be important. The January industrial output result, to be announced on Monday, will give more detailed information on whether the recovery of the motor vehicle industry will be more widespread among other branches, as well as the level of late recovery in construction.

## Positive week for debt markets and MXN

In spite of geopolitical tensions prevailing in the Middle East, oil prices have pulled back slightly from their highs, but continue to fluctuate above \$110 a barrel. This has strengthened treasury bonds as a safe-haven asset and reduced the appetite for the stock market. Due to this aversion, local bonds have moved into correlation with the US downtrend and the MXN has broken the 12.0 ppd zone, to 11.90ppd.

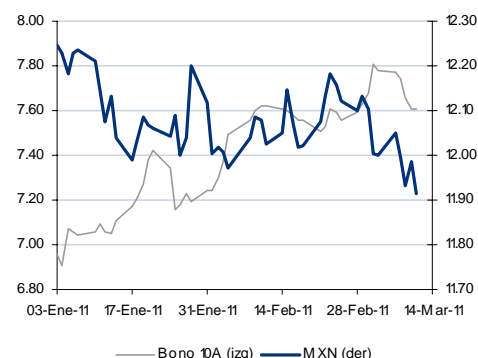
We think that there are three factors driving this trend: 1) High oil prices, which start to weigh on forecasts of cyclical growth; 2) in spite of the current oil price level, this has stopped rising, and even pulled back slightly from its maximum levels, lessening noise and uncertainty regarding the short-term level that it could reach; 3) tension on sovereign debt markets in peripheral European countries, which has favored other emerging markets as far as flows are concerned. These three factors have resulted in a positive correlation between local bonds and the MXN. The relative value of bonds has risen due to the lack of determinants which will push treasury bonds up in the short term, and the peso is acting as a commodity currency, widening its correlation with the Canadian dollar. There is a lot of economic information in the US for next week, but the unfolding of events in the Middle East will determine inflows.

Chart 1

**Mexico, synthetic activity indicator (standardized)**

Source: BBVA Research

Chart 2

**10-year bond and Mexican Peso**

Source: BBVA Research

## Economic Analysis

## Calendar: Indicators

## Industrial Output

Monday March 14

**5.8% NSA (4.9% previous, 5.3% consensus so far). In SA: -0.2% mom, 4.3% yoy (4.5% yoy previous)**

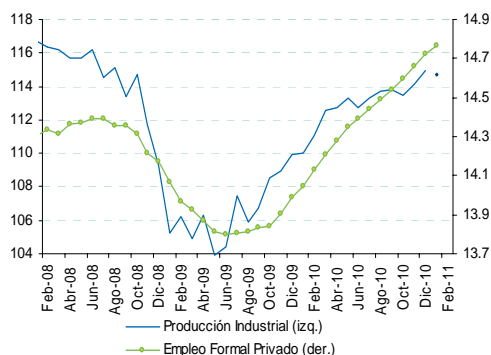
The information available so far suggests that in January the industrial output manufacturing component has recorded a strong trend in keeping with US manufacturing output. The construction component posted an unwelcome surprise with falls in two of the last three months. This sector has still not recovered from the economic crisis in 2008. It is worth remembering that in December growth in the Mexican manufacturing sector continued on the back of the US sector (0.6% up in the last month of the year). The volume of imports of intermediate goods (a pointer towards domestic activity) performed better towards the end of the year than in 3Q (1% October-November vs. 0.2% 3Q). In the coming months we expect to see a moderate recovery in components with a significant weight in manufacturing with domestic demand. This will help improve the industry's profile.

## Banxico minutes

Friday March 11

After the more cautious tone that Banxico adopted in its latest statement, we must pay attention to the Board members' opinions regarding losses on the inflation balance sheet, which represented the most significant change. The minutes should give an idea about the balance of expansive and restrictive positions which will give us more information to analyze the monetary policy stance in view of more risks to come.

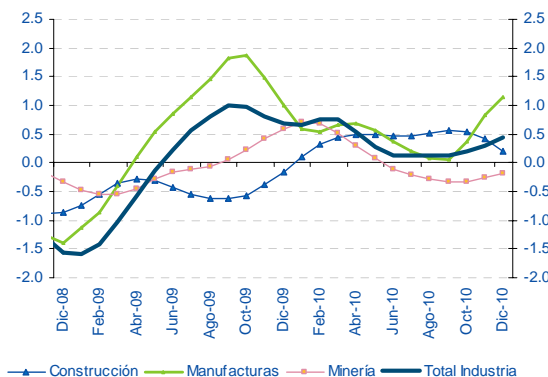
Table 1

Industrial Output and Employment  
(Index 2003=100 and million people)


Source: BBVA Research and Banxico

Chart 3

## Industrial Output (mom %, trend)



## Market Analysis

## Markets

**The curve flattened out in the week due to falls in yields in the US and a halt in oil prices.**

Fixed Income Analysis  
Mexico/Brazil  
Chief Strategist  
Ociel Hernández  
o.hernandez@bbva.bancomer.com  
+5255 5621 9616

Liliana Solis  
liliana.solis@bbva.bancomer.com  
+5255 5621 9877

FX Mexico // Brazil  
Claudia Ceja  
claudia.ceja@bbva.bancomer.com  
+5255 5621 9715

Technical Analysis  
Alejandro Fuentes  
a.fuentes@bbva.bancomer.com  
+52 55 5621 9975

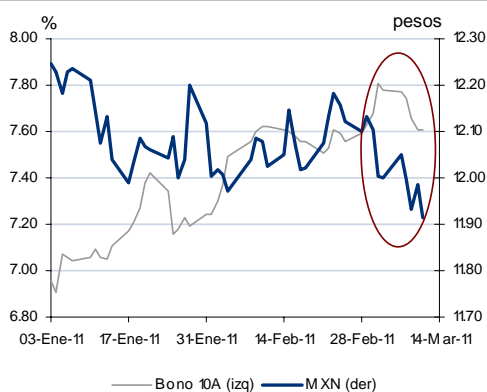
In spite of geopolitical tensions prevailing in the Middle East, oil prices have pulled back slightly from their highs, but continue to fluctuate above \$110 a barrel. This has strengthened treasury bonds as a safe-haven assets and reduced the appetite for the stock market. Due to this aversion, local bonds have moved back into correlation with the fall in yields in the US. We think that there are three factors driving this trend: 2) high oil prices, which start to cause doubts about a positive negative effect on economic recovery; 3) in spite of the current oil price level, this has stopped rising, and even pulled back slightly from its maximum levels, lessening noise and uncertainty regarding the short-term level that it could reach; 3) tension on sovereign debt markets in peripheral European countries..

Overall, these three factors have resulted in a positive correlation between local bonds and the MXN. The relative value of bonds has risen due to the lack of determinants which will push treasury bonds up in the short term, and the peso is acting as a commodity currency, widening its correlation with the Canadian dollar. Against this background, the 10-year bond recorded a 17pb rally during the week and, as we expected, the bond curve flattened out (measured by the 10/3 year slope) 10pb.

**The MXN ended the week with gains, in line with domestic equity instruments, but diverged from stock market index trends.**

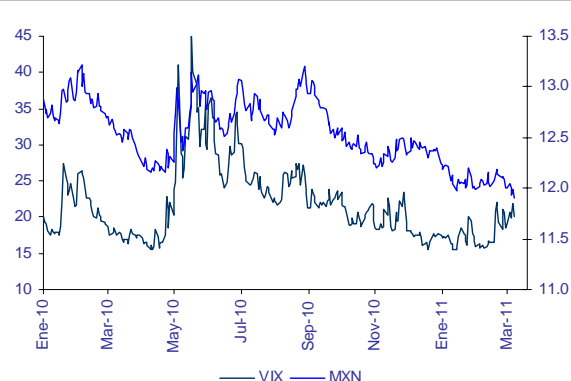
Last week the MXN moved into the 11.91-12.08 range due to the aforementioned volatility on global markets. On the one hand, the currency appreciated in response to a greater inflow towards local equity instruments and better speculative positioning (the long/net MXN positioning in the CFTC recorded a USD700mn increase, which could spread if we take into account that it does not include the breakthrough into the 11.91 range). On the other hand, the loss of correlation with the stock market indexes in the US and with the EUR is noteworthy, which reacted more sensitively to uncertainty related to geopolitical tension and the sovereign debt situation in the EU. Therefore, we still cannot see any clarity regarding directional positions. This week the news flow in the US is considerable, and if the results are positive we could see an increase in gains.

Chart 5  
**10-year bond rates and MXN (% , pesos)**



Source: BBVA Research with Banxico data

Chart 6  
**VIX vs. MXN**



Source: BBVA Research with data from Bloomberg

Mexico City, March 11, 2011

## Market Analysis Equities

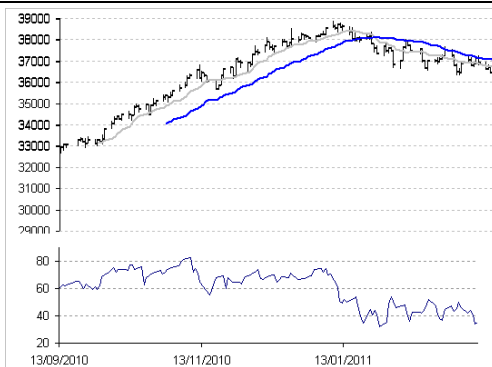
### Technical Analysis

**Alejandro Fuentes Pérez (\*)**  
a.fuentes @bbva.bancomer.com  
5255 5621 9705

(\*) Writer(s) of the report

## Technical Analysis

### CPI Stock Market Index

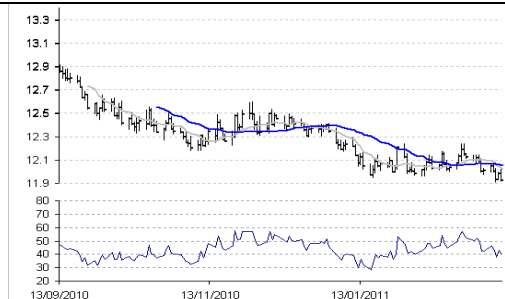


Source: BBVA, Bancomer, Bloomberg

**CPI:** The CPI has gone back to the lower limit of the negative range in which it has been since the year began. The 35,800pts level represents 61.8% in the Fibonacci model. The small upturn in the last session of the week shows that we could start to see some interested buyers at these levels. We can assume an upturn in the CPI from these levels, possibly to 36,800/36,900pts, although we have to ensure that the US market does not give out signs of a change in trend. Below 35,600pts the CPI's next lower limits are at 34,800pts (200-day rolling average) and 34,200pts.

**Previous Rec.:** The current short-term range is between 35,600 pts. and 37,200 pts. While uncertainty regarding commodity prices continues it will be difficult for the IPC to abandon this negative channel.

### MXN

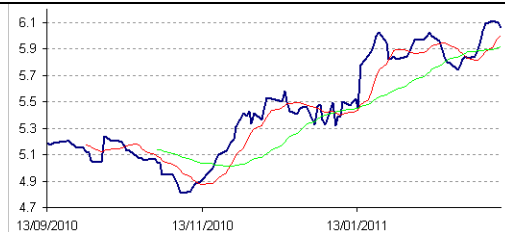


Source: BBVA, Bancomer, Bloomberg

**MXN:** After unsuccessfully trying to break through the ceiling of the 30-day rolling average, the dollar started to move below the P\$11.95 limit in the last sessions of the week. A breakthrough below this level would make P\$11.80 the target, P\$0.20 below the base level, which corresponds to the limits within which it moved in the lateral range.

**Previous Rec.:** The oscillating indices show momentum in the overselling zone and we may expect a new upturn from the lower limit.

### 3Y M BOND

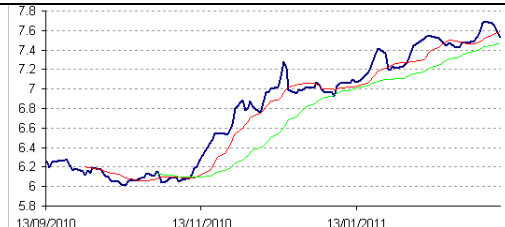


Source: BBVA, Bancomer, Bloomberg

**10Y M BOND (yield):** Upturn during the week, breaking the previous maximum of 6.02%. This means the next sticking point is at 6.2% and base levels at 6% and 5.91%. The uptrend is still in force.

**Previous Rec.:** There is overbuying in the short-term oscillating indicators, so we think there will be an adjustment in the middle part of the range at 5.9%.

### 10Y M BOND



Source: BBVA, Bancomer, Bloomberg

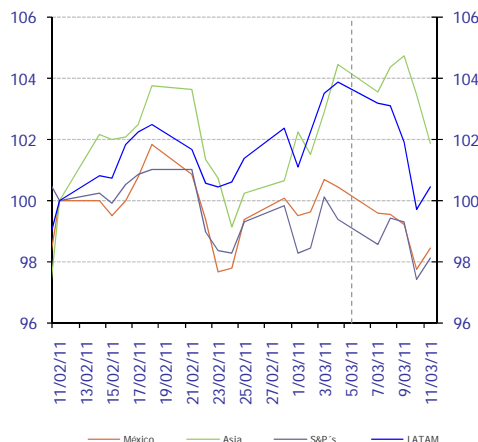
**10Y M BOND (yield):** The upturn continues during the week, reaching a new maximum for the year of 7.7%. Overbuying in the oscillating indicators continues, but as long as it does not break down through the 30-day rolling average, 7.45%, the uptrend could continue, with the next target at 7.8%.

**Previous Rec.:** The limited opening of averages suggests that the upturn may be maintained.

## Markets

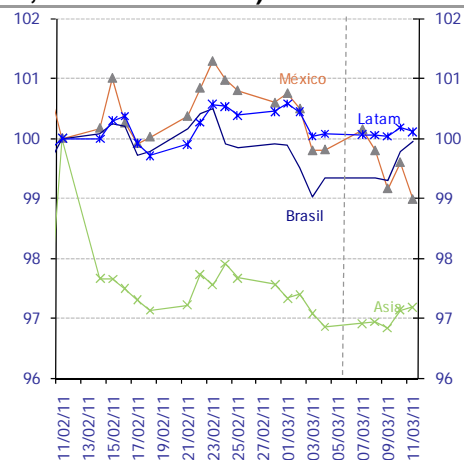
Chart 5  
**Stock Market: MSCI indices (Feb 4, 2011 index = 100)**

Rises on stock markets at the end of the week due to better-than-expected results in the US. These do not, however, offset the fall related to increase risk caused by the downgrading of Spain's rating. The peso appreciated, influenced by the domestic inflation result and retail sale results in the US.



Source: Bloomberg & BBVA Research

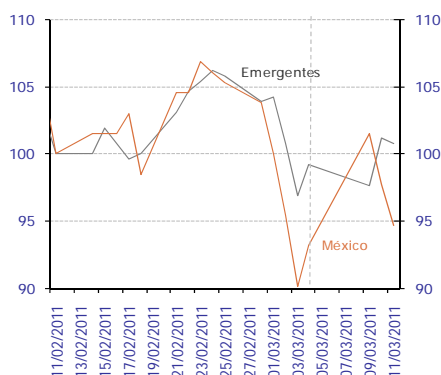
Chart 6  
**Foreign currencies: dollar exchange rates (Feb 4, 2011 index = 100)**



Source: Bloomberg and BBVA Research. Note: LATAM includes Argentina, Brazil, Chile, Colombia and Peru. Asia includes the Philippines, South Korea, Taiwan, Singapore, Indonesia and Thailand. Non-weighted averages.

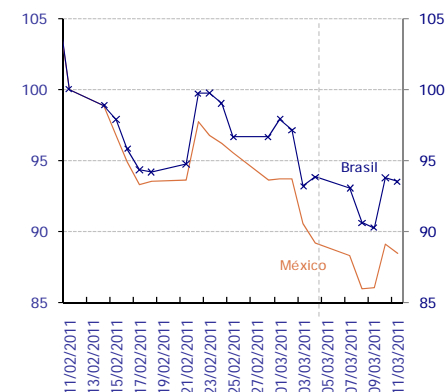
Chart 7  
**Risk: EMBI+ (Feb 11, 2011 index = 100)**

Slight weekly upturn in risk aversion related to uncertainty in the Middle East and North Africa and the European debt crisis.



Source: Bloomberg and BBVA Research.

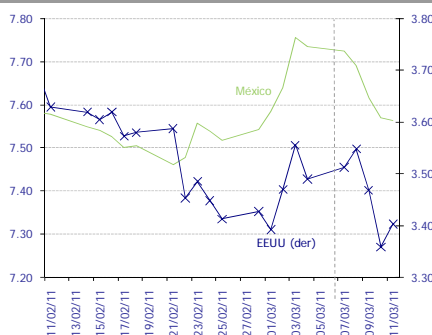
Chart 8  
**Risk: 5-year CDS (Feb 11, 2011 index = 100)**



Source: Bloomberg and BBVA Research.

Chart 9  
**10-year interest rates\*, last month**

Rise in US rates on Friday in light of expectations that insurers in Japan will reduce their positions to meet their obligations. Weekly fall in Mexico related to better-than-expected inflation result.



Source: Bloomberg and BBVA Research

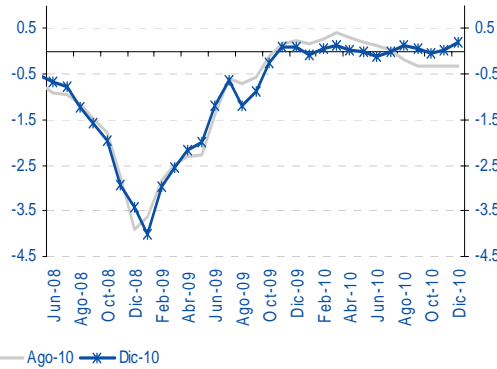
Chart 10  
**Carry-trade Mexico index (%)**



Source: Bloomberg and BBVA Research

## Activity, inflation, monetary conditions

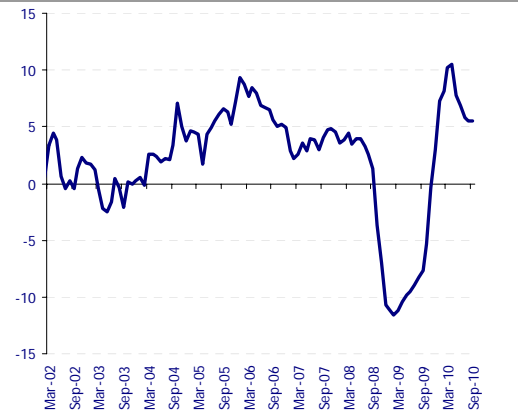
Chart 11  
**BBVA Synthetic Activity Indicator for the Mexican economy**



Source: BBVA Research with data from INEGI, AMIA and BEA  
Weighted sum of 21 different indicators of activity, expenditure and expectation, based on trend series.

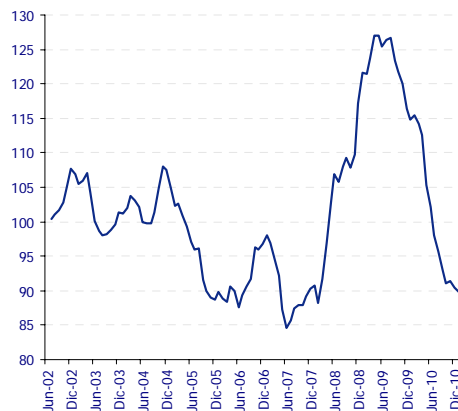
Economic activity in Mexico has improved, but the speed of recovery appears to have moderated

Chart 12  
**Early Activity Indicator (% y/y change)**



Source: INEGI

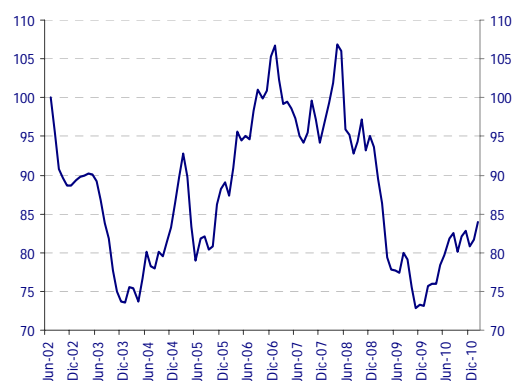
Chart 13  
**Inflation Surprise Index (July 2002=100)**



Source: BBVA Research with data from Banxico from the monthly surveys on the expectations of economic specialists in the private sector.

Inflation surprises fell throughout most of 2010, while activity surprises were moderate.

Chart 14  
**Activity Surprise Index (2002=100)**



Source: BBVA Research with data from Bloomberg. Difference between recorded data and the Bloomberg consensus for seven activity variables in Mexico. Standardized index. Rises (falls): positive (negative) surprises.

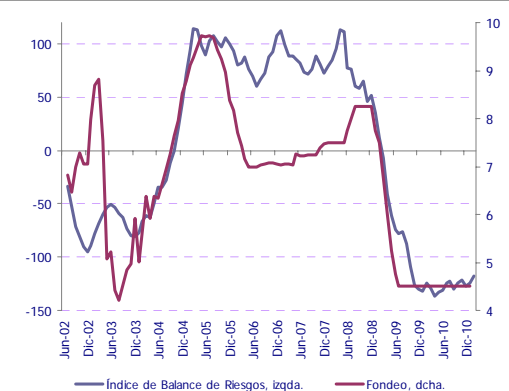
Chart 15  
**Monetary Conditions Index**



Source: BBVA Research

The monetary conditions in which the economy is moving are accommodative. No upward movements to the reference rate are therefore expected in the short term

Chart 16  
**Balance of Inflationary Risks\* and Lending Rate (standardized and %; monthly averages)**



Source: BBVA Research. \*Standardized, weighted index (between inflation and economic growth); uses economic indicators for activity and inflation. A rise in the IBR signals greater weight of inflationary risks over those of growth and, therefore, more likelihood of monetary restriction



**IMPORTANT DISCLOSURES****Analyst Certification**

I, Moisés Junca, Claudia Ceja, Ociel Hernández, Liliana Solís, Alejandro Fuentes, Edgar Cruz y Octavio Gutiérrez Engemann, hereby certify that the views expressed in this research report accurately reflect my personal views about the mentioned corporation(s) and its (their) securities. I also certify that I have not been, am not, and will not be receiving direct or indirect compensation in exchange for any specific recommendation in this report.

Rating, target price and price history information for the companies that are the subject of this report are available at [www.bancomer.com](http://www.bancomer.com)

**Receipt of Compensation / Provision of Services current as of 2/16/11**

Management or Co- Management of Public Offering. Within the past twelve months, BBVA Bancomer, S.A., Institución de Banca Múltiple, Grupo Financiero BBVA Bancomer ("BBVA Bancomer"), and/or its affiliates, have participated as manager or co-manager in public offerings, and received compensation for these services, of the company(ies), which is(are) the subject of this report: **Actinver, Banco Interacciones, Banco Inbursa, BNP, Bimbo, Cemex, Comisión Federal de Electricidad, Corporación Interamericana de Inversiones, Chedraui, Daimler, Embotelladoras Arca, El Puerto de Liverpool, Ferrocarril Mexicano, Fonacot, GE Capital Bank, General Electric, GMAC, Hipotecaria su Casita, Maxcom, Megacable, Nemak, NRF(Nissan), OHL, Paccar, Pemex, Posadas, Prudential Fiancial, Ruba, Telmex Internacional, Telefónica Móviles México, Toyota, Urbi, VWLease.**

Investment Banking Compensation. Within the past twelve months, BBVA Bancomer, and/or its affiliates, have received compensation for investment banking, common representation and credit related services from the Company/ies, which is(are) the subject of this report: **Acciona, Aeromexico, Agropecuaria Santa Genoveva, Alsea, América Móvil, Asur, Avicola Pilgrim's Pride de Mexico, Axtel, Bancomext, Banco de Credito e Inversiones, Banorte, BMV, Cemex, Cencosud, CIE, Cintra, Colbun, Comercial Mexicana, Comisión Federal de Electricidad, Concesionaria Mexiquense, Consorcio Comex, CAF, Controladora de Farmacias, Copamex, Coppel, Corporación Geo, Corporativo Arca, Corporación Moctezuma, Credito Inmobiliario, Daimler Chrysler de México, Dine, El puerto de Liverpool, El palacio de Hierro, Elementia, Empresas Cablevisión, Endesa (Chile), Facileasing, Factoring Corporativo, Farmacias Benavides, FCC, Femsa, Ferrosur, Filtrona, Fomento de Infraestructura Turistica Cancun, GEO, Gruma, Grupo Alfa, Grupo Ara, Grupo Brescia, Grupo Bimbo, Grupo Carso, Grupo Casa Saba, Grupo Cementos de Chihuahua (GCC), GAP, Grupo Comercial Chedraui, Grupo Collado, Grupo Comercial Gomo, Grupo Dermet, Grupo Elektra, Grupo Famsa, Grupo Femsa, Grupo Financiero Inbursa, Grupo R, Grupo Scotiabank, Grupo Herdez, Grupo ICA, Grupo La Moderna, GMAC, Grupo Maseca, Grupo México, Grupo Posadas, Grupo R, Grupo Sanborns, Grupo TMM, Grupo Videomax, Grupo Xignux, Hilasal Mexicana, Homex, HSBC, Holcim (Apasco), Hylsamex, Imsa/Tarida/Ternium, Industrias Bachoco, Hipotecaria Casa Mexicana, Hipotecaria su Casita, Industrias Aluprint, Industrias CH, Industrias Peñoles, Inmobiliaria Ruba, Interceramic, Kansas City Southern de México, Kaupthing Bank, Kimberly Clark México, Lamosa, Liverpool, Mabe, Manufacturas Kaltex, Medica Sur, Megacable, Mexichem, Minera los Pelambres, Molymet, Municipio de Aguascalientes, Nadro, Nafin, NRF México, Nemak, OHL, Paccar, Pasa, Pemex, Petrotemex, Pimsa, Plavicom, Prolec GE, Ruba, Sare, Sears, Sigma, Simec, Scotia Bank Inverlat, Techint, Telefónica CTC, Telefónica Móviles, Telint, Tenaris, Toyota, Urbi, Value, Volcan Cia Minera, VWLease.**

**Expected Investment Banking and services Compensation.** In the next three months, BBVA Bancomer, and/or any of its affiliates, expects to receive or intends to seek compensation for investment banking, common representation and credit related services from the company (ies) discussed in this report.

BBVA Bancomer acts as market maker/specialist in: **MexDer Contrato de Futuros (Dólar de Estados Unidos de América (DEUA), TIIE de 28 días (TE28), Swap de TIIE, CETES de 91 días (CE91)), Bonos M, Bonos M3, Bonos M10, Índice de Precios y Cotizaciones de la BMV (IPC), Contrato de Opciones (IPC, Acciones América Móvil, Cemex, CPO, Femsa UBD, Gcarso A1, Telmex L).**

BBVA acts as market maker/specialist in Latibex: **Alfa, AMX, Corporación Geo, Grupo Modelo, ICA, Sare, Telmex.**

**BBVA Bancomer**, is recognized by Mexico's Finance Ministry as a market improver and acts as a market maker/specialists in MEXDER, Mercado Mexicano de Derivados.

## Ownership Positions

**BBVA Bancomer**, and/or its affiliates holds, directly or indirectly, at least 1 % of the equity capital of the following company/ies whose shares are open to negotiation in organized markets and which is(are) the subject of this report: **BOLSA, CEMEX VENEZUELA, GAP, GRUPO VIDEOVISA, MAXCOM TELECOMUNICACIONES, PASA.**

**BBVA Bancomer**, and/or its affiliates hold(s), directly or indirectly; as of the end of the last quarter, at least a 10 % of it's investment portfolio, or 10% of the amount issued, of the securities or underlying investments issued by the companies which is(are) the subject of this report: **AXTEL.**

## Other Disclosures

To the best of BBVA Bancomer's knowledge, a Member of it's Board, it's CEO or Senior Manager holding a direct reporting position to BBVA Bancomer's CEO holds a similar position in any of the following company/ies which is(are) the subject of this report: **Alfa, Alsea, Amx, Asur, Bimbo, CMR, Dine, Femsa, GAP, Gmodelo, Grupo financiero Inbursa, Grupo Carso, Grupo Posadas, Hogar, Invex, Kof, Kuo, Liverpool, Maseca, Oma, Peñoles, Sanborns Hermanos, Sears Roebuck, Telecom, Telefónica Móviles México, Telmex, Tenaris, Tlevisa, Urbi, Vitro.**

## Additional Information and Disclaimer

### Ratings and Price Targets

As of December 31, 2010, for the whole universe of companies which BBVA Bancomer, has under coverage there are **48%** Buy ratings (including "Buy" and "Outperform"), **0%** Neutral ratings and **52%** Sell ratings (including "Sell" and "Underperform"). BBVA Bancomer or any of its affiliates has rendered Investment Banking services or participated as manager and/or co-manager in public offerings in **57%** of the Buy ratings, **0%** of the Neutral ratings and in **43%** of the Sell ratings.

Ratings are set on a six-month or year-end basis against the relevant benchmark. BBVA Bancomer issues three equity recommendations: **Outperform:** Upside potential of more than 5% vs. the market. **Neutral:** Stock is expected to perform in line with the market (+/-5%). **Underperform:** Expected downside of at least 5% vs. the market:

Recommendations reflect the stock's expected performance vs the market, within a specified period. This performance may be explained by the fundamental stock valuation method and other factors. The fundamental stock valuation method used by BBVA Bancomer S.A., is based on a combination of one or more generally accepted financial analysis methodologies, which may include, multiples, discounted cash flows, sum of parts or any other methodology that applies to the particular case. Notwithstanding other factors include newsflows, benefit timing, M & A's and market's appetite in a given sector. These factors can lead to a recommendation contrary to that indicated by the simple fundamental valuation results and its comparison with direct quotations.

This document and the information, opinions, estimates and recommendations expressed herein, have been prepared by BBVA Global Markets Research an affiliate of Banco Bilbao Vizcaya Argentaria, S.A. (BBVA) and/or BBVA Bancomer, to provide their or its customers with general information as of the date of the report and are subject to changes without prior notice. BBVA Bancomer is not liable for giving notice of such changes or for updating the contents hereof. This document and its contents do not constitute an offer, invitation or solicitation to purchase or subscribe to any securities or other instruments, or to undertake or divest investments. Neither shall this document nor its contents form the basis of any contract, commitment or decision of any kind. For more information please contact the persons included in the directory of this document.

The determination of a price target does not imply any warranty that it will be attained. For a discussion of the risks associated with the attainment of price targets, which depend on intrinsic and extrinsic factors that affect both the performance and trends prevailing in the market on which the recommended securities is traded and/or offered, please refer to our recently published documents, which are available via e-mail, contact our analysts or visit our internet site [www.bancomer.com](http://www.bancomer.com).

Investors who have access to this document should be aware that the securities, instruments or investments to which it refers may not be appropriate for them due to their specific investment goal, financial position or risk profile, for these have not been taken into account in the preparation of this report. Therefore, investors should make their own investment decisions considering the said circumstances and obtaining such specialized advice as may be necessary. Investors should note that the past performance of securities or instruments or the historical results of investments do not guarantee future performance. The market prices of securities or instruments or the results of investments could fluctuate against the interests of investors. investors should be aware that they could even face a loss of their investment.



The contents of this document are based upon information available to the public that has been obtained from sources considered to be reliable. However, such information has not been independently verified by BBVA Bancomer, and therefore no warranty, either express or implicit, is given regarding its accuracy, integrity or correctness. BBVA Bancomer, accepts no liability of any type for any direct or indirect losses arising from the use of the document or its contents.

Investors should note that the past performance of securities or instruments or the historical results of investments do not guarantee future performance. The market prices of securities or instruments or the results of investments could fluctuate against the interests of investors. Investors should be aware that they could even face a loss of their investment.

Transactions in futures, options or high-yield securities can involve high risk and are not appropriate for every investor. Indeed, in the case of some investments, the potential losses may exceed the amount of the initial investment; in such circumstance, investors may be required to pay more money to support those losses. Thus, before undertaking any transaction with these instruments, investors should be aware of their characteristics, as well as the rights, liabilities and risks associated with these securities and their underlying investments. Investors should also be aware that secondary markets for the said instruments may be limited or may not exist.

BBVA Bancomer, or any of its affiliates, as well as their respective executives and employees, may have a position in any of the securities or instruments referred to, directly or indirectly, in this document, or in any other related thereto; they may trade for their own account or for third-party account in those securities, provide consulting or other services to the issuer of the aforementioned securities or instruments or to companies related thereto or to their shareholders, executives or employees, or may have interests or perform transactions in those securities or instruments or related investments before or after the publication of this report, to the extent permitted by the applicable law.

BBVA Bancomer BBVA Securities Inc., BBVA Brazil, BBVA Continental, BBVA Banco Frances, BBVA Chile or any affiliate of the BBVA Group, of its affiliates' salespeople, traders, and other professionals may provide oral or written market commentary or trading strategies to its clients that reflect opinions that are contrary to the opinions expressed herein. Furthermore, BBVA Bancomer or any of its affiliates' BBVA Securities Inc., BBVA Brazil, BBVA Continental, BBVA Banco Frances, BBVA Chile or any affiliate of the BBVA Group's proprietary trading and investment businesses may make investment decisions that are inconsistent with the recommendations expressed herein.

No part of this document may be (i) copied, photocopied or duplicated by any other form or means (ii); redistributed or forwarded; or (iii) quoted, without the prior written consent of BBVA Bancomer. No part of this report may be copied, conveyed, distributed or furnished to any person or entity in any country (or persons or entities in the same) in which its distribution is prohibited by law. Failure to comply with these restrictions may breach the laws of the relevant jurisdiction.

This document is provided in the United Kingdom solely to those persons to whom it may be addressed according to the Financial Services and Markets Act 2000 (Financial Promotion) Order 2001 and it is not to be directly or indirectly delivered to or distributed among any other type of persons or entities. In particular, this document is only aimed at and can be delivered to the following persons or entities (i) those outside the United Kingdom (ii) those with expertise regarding investments as mentioned under Section 19(5) of Order 2001, (iii) high net-worth entities; and (iv) any other person or entity under Section 49(1) of Order 2001 to whom the contents hereof can be legally revealed.

**This document is being distributed for BBVA Bancomer in Singapore by Banco Bilbao Vizcaya Argentaria (BBVA), Singapore Branch purely as a resource and for general informational purposes only, and is intended for general circulation. Accordingly, this research document does not take into account the specific investment objectives, financial situation, or needs of any particular person and is exempted from the same by Regulation 34 of the Financial Advisers Regulations ("FAR") (as required under Section 27 of the Financial Advisers Act (Cap. 110) of Singapore ("FAA")).**

**Please note Banco Bilbao Vizcaya Argentaria (BBVA) is not an Authorised Deposit taking Institution within the meaning of the Banking Act 1959 nor is it regulated by the Australian Prudential Regulatory Authority (APRA).**

The remuneration system concerning the analyst/s author/s of this report is based on multiple criteria, including the results obtained by BBVA Bancomer BBVA Securities Inc., BBVA Brazil, BBVA Continental, BBVA Banco Frances, BBVA Chile and by BBVA Group in the fiscal year, which, in turn, include the results generated by the investment banking business, common representation or credit related services; nevertheless, they do not receive any remuneration based on revenues from the mentioned areas or a specific transaction in investment banking, common representation or credit related services.

The information contained in this document should be taken only as a general guide on matters that may be of interest. The application and impact of the laws may vary substantially depending on specific circumstances. Changes in regulations and the risks inherent in electronic communication may cause delays, omissions, or inaccuracy in the information contained in this site. Accordingly, the information contained in the site is supplied on the understanding that the authors and editors do not hereby intend to supply any form of consulting, legal, accounting or other advice. As such, it should not be considered a substitute for the direct advice provided by accounting and fiscal advisors or other competent consultants.

All images and texts and texts are the property of BBVA Bancomer and may not be downloaded from the Internet, distributed, stored, re-used, re-transmitted, modified or used in any way, except as specified in this document, without the express written consent of BBVA Bancomer. BBVA Bancomer reserves all intellectual property rights to the fullest extent of the law. None of the information contained herein may be interpreted as a concession by implication, exclusion or any other means, of any patent or brand of BBVA Bancomer or of any third party. Nothing established herein should be interpreted as a concession of any license or right under any BBVA Bancomer copyright.

BBVA Bancomer, as well as its executives and employees have adopted the Código de Conducta de Grupo Financiero BBVA Bancomer, which is available in our internet site [www.bancomer.com](http://www.bancomer.com).

**BBVA Bancomer, BBVA and the entities of the BBVA Group, including BBVA Global Markets Research, are subject to BBVA Group Policy on Conduct in the Securities Markets. In each entity where the Group Conducts Businesses in the Security Markets, the Policy is supplemented with the Internal Standards of Conduct which, among other regulations, include rules to prevent and avoid conflicts of interests with the ratings given, including information barriers. The BBVA Group Code of Conduct for Security Market Operations is available for reference at the following web site: [www.bbva.com](http://www.bbva.com) / Corporate Governance / Conduct in the Securities Markets.**

BBVA Bancomer is regulated by the Comisión Nacional Bancaria y de Valores.

**“Banco Bilbao Vizcaya Argentaria S.A. (CE number AFR194) is regulated by the Hong Kong Monetary Authority and the Securities and Futures Commission in Hong Kong”**

**BBVA Bancomer BBVA Brazil, BBVA Continental, BBVA Banco Frances, BBVA Chile as well as other entities in the BBVA Group that are not members of the FINRA (Financial Industry Regulatory Authority), are not subject to the rules of disclosure affecting such members.**

**This material is being distributed into the United States in reliance on an exemption from broker-dealer registration under Rule 15a-6 of the Rules under the Securities Exchange Act of 1934. Any trades in the securities discussed in this report must be effected through a U.S. registered broker/dealer as we are not authorized to accept any order to effect trades in any security discussed in this report within the U.S.**