

Weekly Watch

Mexico

3 June 2011

Economic Analysis

Ivan Martínez Urquijo
ivan.martinez.2@bbva.bancomer.com

Arnoldo López Marmolejo
arnoldo.lopez@bbva.bancomer.com

Market Analysis

Octavio Gutiérrez Engelmann
o.gutierrez3@bbva.bancomer.com

Next week...

Awaiting May inflation data and the Banxico minutes to see how far inflation risks have eased

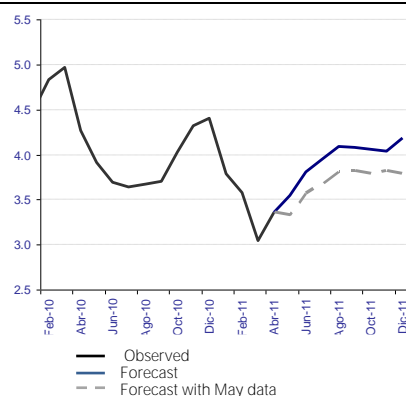
This coming Friday 10 sees the release of the minutes from the monetary policy decision on May 27. It will be important to see Banxico's take on the level for movement in the economy, specifically in the face of signs of recent more moderate output levels and the transfer of recent inflation surprises to the outlook for each component in core and headline inflation. This should confirm that the central bank sees no demand pressures for prices over the rest of the year. Since inflation forecasts saw major falls between April and May, from 3.87 to 3.67% for December 2011 according to the Banxico survey, we expect the debate on its duration to ease. It is also important to follow the uncertainty level the Bank of Mexico assigns to the strength of the US recovery.

Inflation data in May comes out on June 9 and if low inflation for the month is confirmed (around -0.66%), we would expect inflation to close the year in December at around 3.8%. *Continued on next page.*

Concerns about the strength of the global cycle increase risk aversion and lead to asset volatility

Fears about the cycle in the U.S., particularly in employment and manufacturing, increased risk aversion over the week and led to greater asset volatility in the region. Thus, the MXN saw falls and sensitivity to economic cycle news. In turn, the local Mbond curve again increases its correlation with Treasuries, where negative US economic data supported this week's rally. As uncertainty on the level and duration for a US slowdown continues, the rally space will not close.

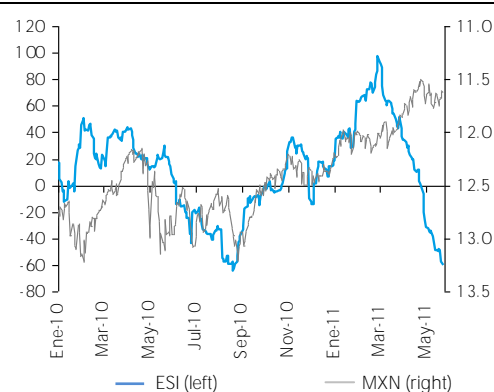
Chart 1
Annual inflation: forecast and adjusted forecast with May data (%)



Source: BBVA Research

The adjusted forecast with the May data includes the same expectations for monthly inflation from our scenario as of June, but for the May figure it considers the observation of the first half of the month that was recently released.

Chart 2
Economic surprise index for the US and MXN (ppd)



Source: BBVA Research and Bloomberg

Calendar: Indicators

Inflation May 2011

Forecast: -0.66% (3.33% y/y) Consensus: -0.63% Previous: -0.01% (3.36% y/y)

Inflation usually contracts in monthly terms in May due to the general application of the lower warm season electricity rates which, this year, have reduced even more than expected. Further, the contraction may be higher this year with agricultural prices seeing a larger fall. In turn, core inflation which we expect to see a 0.12% m/m increase will continue to show price pressures for processed food, although the remaining components (non-food goods and services) should maintain a downward trend due to different factors as a higher exchange rate and the lack of demand pressures. The latter situation is clear in the still-negative product gap, real growth in salaries being highly curtailed and a still-high jobless rate. With this, the inflation outlook for 2011 has improved.

Employment IMSS May 2011

Forecast: 0.28% (4.1% y/y) Consensus: N.A. Previous: 0.20% (4.4% y/y)

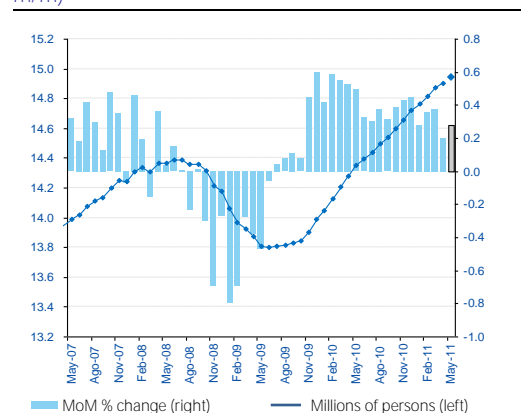
Formal employment in the private sector for May will be released this week. We estimate a slight recovery in comparison to the moderation seen in April. This will have been influenced by the negative effects on manufacturers and some services due to the tsunami in Japan, in a scenario of lower foreign demand. Available consumer and producer confidence indicators in May point to improved outlooks over the month although not breaking the moderate output profile for the second quarter of the year. The increase in the likely purchase of a durable good indicator among the confidence sub-indices should be highlighted. This favors an outlook for a slight recovery in employment data.

Chart 3
Inflation forecast for May (% y/y and m/m change)

	Peso (%)	Monthly change (%)				Annual change (%)		
		2003-2009	Mar-11	Abr-11	May-11	Mar-11	Abr-11	May-11
CPH-Mx	100.0	-0.31	0.19	-0.01	-0.66	3.04	3.36	3.33
Core-Mx	74.8	0.24	0.30	0.08	0.12	3.21	3.18	3.06
Goods	37.0	0.33	0.48	0.35	0.23	3.97	4.07	4.07
Food products	14.7	0.48	0.90	0.58	0.55	5.55	5.98	6.28
Other Goods	22.4	0.22	0.17	0.17	0.00	2.75	2.60	2.37
Services	37.7	0.16	0.15	-0.15	0.03	2.57	2.44	2.24
Rent	17.9	0.28	0.21	0.20	0.17	2.10	2.19	2.11
Education	5.2	0.10	0.04	0.07	0.03	4.46	4.47	4.41
Other serv.	14.7	0.07	0.11	-0.56	-0.11	2.34	1.93	1.56
Non Core-Mx	25.2	-2.18	-0.16	-0.28	-3.26	2.46	3.90	4.03
Farm products	8.1	-0.48	-1.25	3.06	-2.25	-1.69	3.70	4.99
Fruits/Vegetables	3.3	-1.21	-3.05	7.22	-6.00	-6.36	5.71	8.43
Meat/Eggs	4.8	0.02	0.05	0.16	0.60	1.86	2.33	2.97
Public managed	17.2	-3.21	0.44	-2.11	-3.84	4.96	4.04	3.50
Energy	7.8	-5.20	0.76	-3.25	-6.20	5.96	5.00	4.27
Controlled prices	9.4	0.10	-0.15	-0.03	0.32	3.27	2.62	2.81
		Bi-weekly Revision				Bi-weekly Revision		

Source: BBVA Research with Banxico data

Chart 4
Formal private-sector employment (% change y/y and m/m)



Source: BBVA Research and INEGI.

Markets

MXN sees high volatility due to greater risk aversion, but with a strengthening bias if no bad news accumulated in the US

The start of the week saw strengthening moves in the MXN (to 11.55 levels) in the face of a likely rescue package for Greece from Ecofin/IMF (sovereign risk) but as the days passed, the higher slowdown risk in the US (ADP employment survey) led to falls to levels near 11.70. In this context, MXN performance will continue to be sensitive to sovereign risk in the Eurozone and, mainly, to global cycle news. If news from the US gets no worse, the MXN is likely to see an appreciation bias in the 11.55 to 11.75 range.

The local Mbond curve again increased its correlation with Treasuries. Negative US economic data supported the rally this week.

Job indicators released the previous week, alongside past adjustments for manufacturers, suggest that the slowdown in the economic cycle is more noticeable than expected. Markets could start to speculate as to the possibility that the fiscal and monetary policy drive is disappearing in the US, increasing the risks of a more noticeable pause being seen. What is certain is that the uncertainty over the level and duration of the slowdown has increased and will be difficult to correct in the short-term. In this way, we believe the rally space is not closed, more so in a local scenario of lower inflationary risks and the soft stance of the Bank of Mexico.

Market Analysis

Macro LatAm Strategy
Octavio Gutiérrez Engemann
ogutierrez3@bbva.bancomer.com
+5255 5621 9245

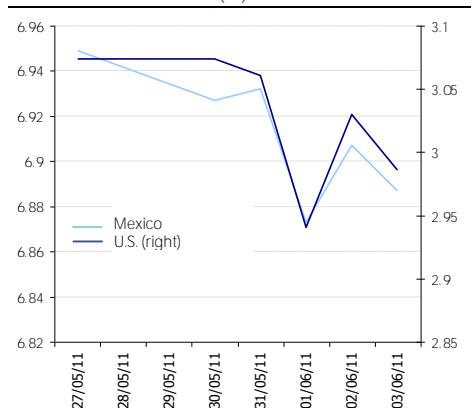
Fixed Income Analysis
Mexico/Brazil
Chief Strategist
Ociel Hernández
ohernandez@bbva.bancomer.com
+5255 5621 9616

Liliana Solís
liliana.solis@bbva.bancomer.com
+5255 5621 9877

FX Mexico // Brazil
Claudia Ceja
claudia.ceja@bbva.bancomer.com
+5255 5621 9715

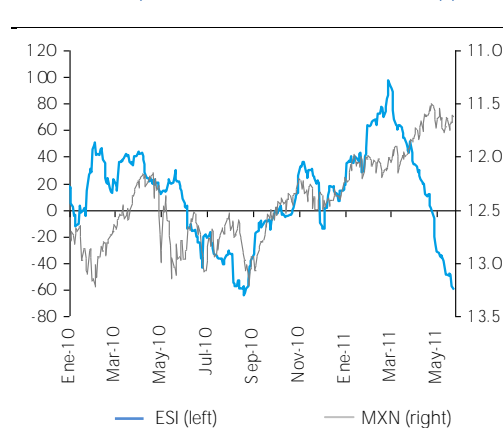
Technical Analysis
Alejandro Fuentes
afuentes@bbva.bancomer.com
+52 55 5621 9975

Chart 5
10Y Bonds Mexico- US (%)



Source: BBVA Research with data from Bloomberg

Chart 6
Economic surprise index for the US and MXN (ppd)



Source: BBVA Research with data from Bloomberg

Market Analysis Equities

Technical Analysis

Alejandro Fuentes Pérez (*)
afuentes@bbva.bancomer.com
+ 5255 5621 9705

(*) Writer(s) of the report

Technical Analysis

IPC Stock Market Index



IPC: The IPC was not able to realize its first attempt to break the 36,000pts barrier, opening up the possibility of a new return to the 35,000 / 34,800pts zone - a level which in previous market stress was effectively a support zone. After the major fall mid-week, the last two sessions saw the CPI recover from negative openings when this floor was close, although the short-term outlook should continue to place pressure as long as the 30-day rolling average (35,690pts) and the 200-day rolling average (36,000pts) are not broken through.

Previous rec.: Although the IPC could stop the bounce right at this level, especially if we take into account the US public holiday at the start of the week, we believe the market has a good chance of restarting the upward bounce in the coming week and trying to come in above this resistance level.

Source: BBVA, Bancomer, Bloomberg

MXN

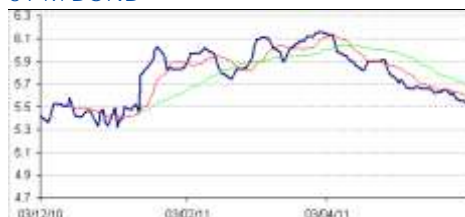


The dollar is now at 24 sessions trading between P\$11.55 and P\$11.80. Oscillating indicators point to a new return to the high part of this range. Above this resistance comes in at P\$11.90 and below the support at P\$11.50.

Previous rec.: We believe that it should remain in this trading range in coming session with chances of moving downward and hitting P\$11.50.

Source: BBVA, Bancomer, Bloomberg

3Y M BOND

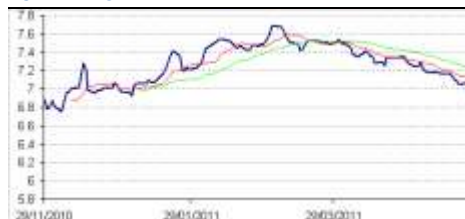


3Y M BOND (yield): Reaches 5.5% support and maintains its downward trend in the short-term. The 200-day rolling average comes in at 5.54% from where we could see a bounce. Resistance at 5.59% and 5.7%. Trend change until it breaks the second.

Previous Rec.: Support maintained at 5.5%. A close above 5.75% would mean a change to an upward trend.

Source: BBVA, Bancomer, Bloomberg

10Y M BOND



10Y M BOND (yield): Hits 200-day rolling average at 6.88%. We could expect a bounce with resistance at 6.97% and 7.15%. Breaking the second level marks a trend change.

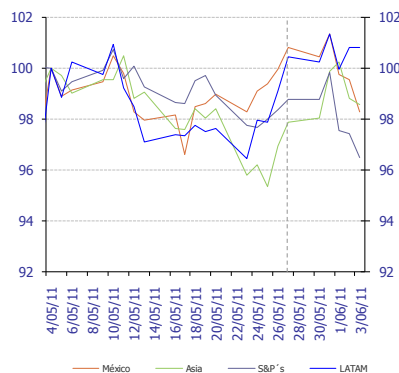
Previous rec.: Accentuated downward move over the week, hitting the support level at 6.9%.

Source: BBVA, Bancomer, Bloomberg

Markets

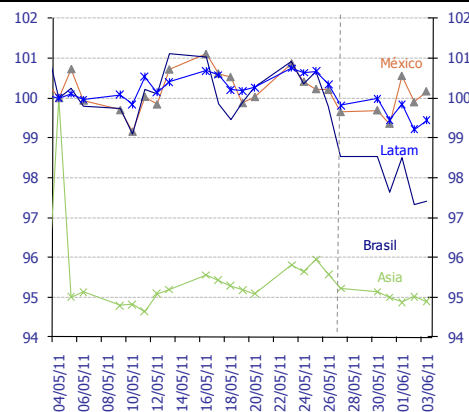
Lower-than-expected US job and manufacturing data lead to falls on stock markets. The peso falls in a week marked by high volatility.

Chart 7
Stock Markets: MSCI Indices
(May 4, 2011 index = 100)



Source: Bloomberg & BBVA Research

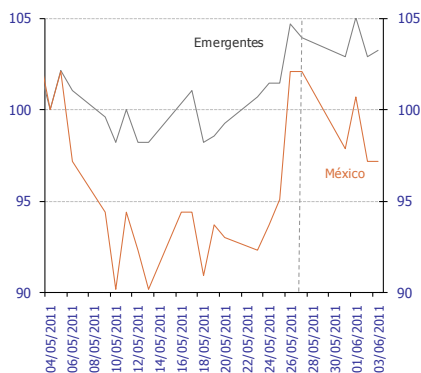
Chart 8
Foreign exchange: dollar exchange rates
(May 4, 2011 index = 100)



Source: Bloomberg and BBVA Research. Note: LATAM includes Argentina, Brazil, Chile, Colombia and Peru. Asia includes the Philippines, South Korea, Taiwan, Singapore, Indonesia and Thailand. Non-weighted averages

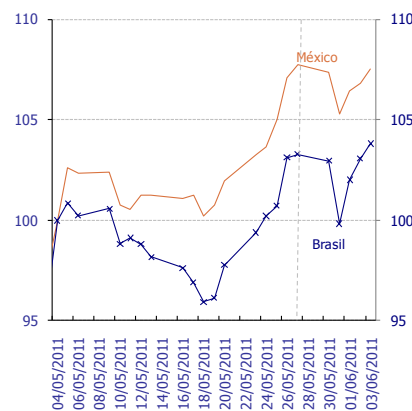
Slight rise in risk aversion with data supporting slower recovery rate for US economy

Chart 9
Risk: EMBI+ (May 4, 2011 index = 100)



Source: Bloomberg & BBVA Research

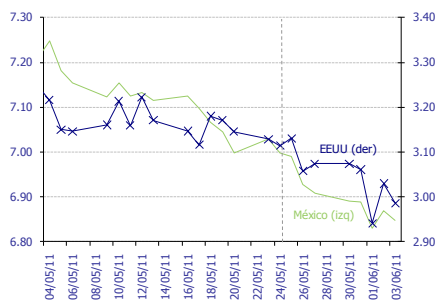
Chart 10
Risk: 5 year CDS (May 4, 2011 index=100)



Source: Bloomberg & BBVA Research

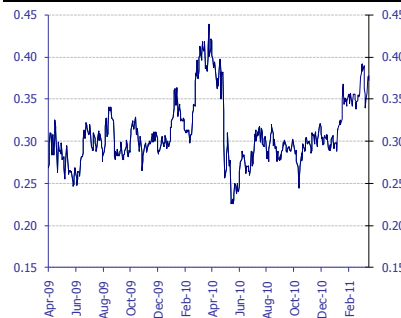
US interest rates fall due to lower growth forecasts. Mexican rates recover high correlation with US rates and move down

Chart 11
10-year interest rates*, last month



Source: Bloomberg & BBVA Research

Chart 12
Carry-trade Mexico index (%)

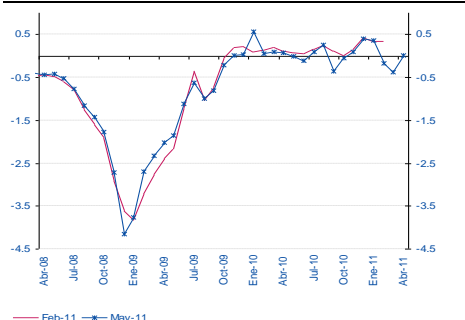


Source: BBVA Research with data from Bloomberg

Activity, inflation, monetary conditions

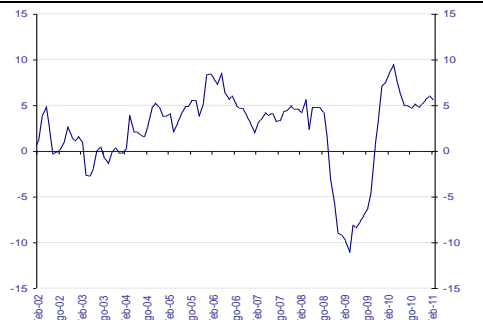
Output showed a moderation trend since the end of the 1Q11 linked to the negative effects of the tsunami in Japan and moderate foreign demand

Chart 13
BBVA Research Synthetic Activity Indicator for the Mexican economy



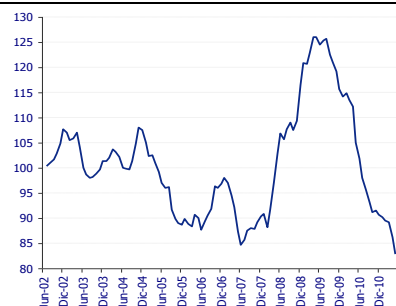
Source: BBVA Research with data from INEGI, AMIA and BEA
Weighted sum of 21 different indicators of activity, expenditure and expectation, based on trend series.

Chart 14
Advance Indicator of Activity (% y/y change)



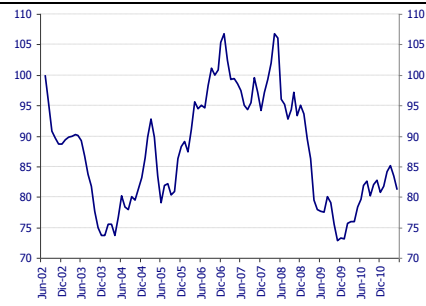
Source: INEGI

Chart 15
Inflation Surprise Index (July 2002=100)



Source: BBVA Research with data from Banxico from the monthly surveys on the expectations of economic specialists in the private sector.

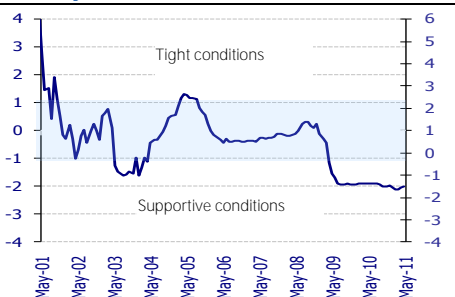
Chart 16
Activity Surprise Index (2002=100)



Source: BBVA Research with Bloomberg data. Difference between recorded data and the Bloomberg consensus for seven activity variables in Mexico. Standardized index. Rises (falls): positive (negative) surprises.

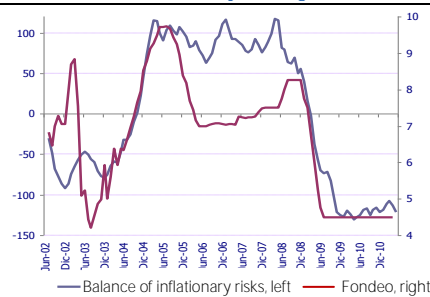
The monetary conditions have not changed and continue to be loose, with this loosening in fact increasing slightly in recent days.

Chart 17
Monetary Conditions Index



Source: BBVA Research

Chart 18
Balance of Inflationary Risks* and Lending Rate (standardized and %: monthly averages)



Source: BBVA Research. *Standardized, weighted index (between inflation and economic growth); uses economic indicators for activity and inflation. A rise in the index points to a greater weight of inflationary risks over growth risks and thus a greater possibility of monetary restriction

IMPORTANT DISCLOSURES

Analysts' Certification

I, Octavio Gutiérrez, Claudia Ceja, Ociel Hernández, Liliana Solis and Alejandro Fuentes Pérez: certify that the opinions expressed in this report reflect my own point of view regarding the issuers and their securities referred to. I also certify that I have not received, nor shall I receive, any direct or indirect compensation in exchange for a specific recommendation in this report.

Rating, target price and price history information for the companies that are the subject of this report are available at www.bancomer.com

Receipt of Compensation / Provision of Services current as of 5/16/11

Management or Co- Management of Public Offering. Within the past twelve months, BBVA Bancomer, S.A., Institución de Banca Múltiple, Grupo Financiero BBVA Bancomer ("BBVA Bancomer"), and/or its affiliates, have participated as manager or co-manager in public offerings, and received compensation for these services, of the company(ies), which is(are) the subject of this report: Actinver, Banco Interacciones, Banco Inbursa, BNP, Bimbo, Cemex, Comisión Federal de Electricidad, Corporación Interamericana de Inversiones, Chedraui, Daimler, Embotelladoras Arca, El Puerto de Liverpool, Ferrocarril Mexicano, Fonacot, GE Capital Bank, General Electric, GMAC, Hipotecaria su Casita, Maxcom, Megacable, Nemak, NRF(Nissan), OHL, Paccar, Pemex, Posadas, Prudential Fiancial, Ruba, Telmex Internacional, Telefónica Móviles México, Toyota, Urbi, VWLease.

Investment Banking Compensation. Within the past twelve months, BBVA Bancomer, and/or its affiliates, have received compensation for investment banking, common representation and credit related services from the Company/ies, which is(are) the subject of this report: Acciona, Aeromexico, Agropecuaria Santa Genoveva, Alsea, América Móvil, Asur, Avicola Pilgrim's Pride de Mexico, Axtel, Bancomext, Banco de Credito e Inversiones, Banorte, BMV, Cemex, Cencosud, CIE, Cintra, Colbun, Comercial Mexicana, Comisión Federal de Electricidad, Concesionaria Mexiquense, Consorcio Comex, CAF, Controladora de Farmacias, Copamex, Coppel, Corporación Geo, Corporativo Arca, Corporación Moctezuma, Credito Inmobiliario, Daimler Chrysler de México, Dine, El palacio de Hierro, Elementia, Empresas Cablevisión, Endesa (Chile), Facileasing, Factoring Corporativo, Farmacias Benavides, FCC, Femsa, Ferrosur, Fomento de Infraestructura Turistica Cancun, GEO, Gruma, Grupo Alfa, Grupo Ara, Grupo Brescia, Grupo Bimbo, Grupo Carso, Grupo Casa Saba, Grupo Cementos de Chihuahua (GCC), GAP, Grupo Comercial Chedraui, Grupo Collado, Grupo Comercial Gomo, Grupo Dermet, Grupo Elektra, Grupo Famsa, Grupo Femsa, Grupo Financiero Inbursa, Grupo R, Grupo Scotiabank, Grupo Herdez, Grupo ICA, Grupo La Moderna, GMAC, Grupo Maseca, Grupo México, Grupo Posadas, Grupo R, Grupo Sanborns, Grupo TMM, Grupo Videomax, Grupo Xignux, Hilasal Mexicana, Homex, HSBC, Holcim (Apasco), Hylsamex, Imsa/Tarida/Ternium, Industrias Bachoco, Hipotecaria Casa Mexicana, Hipotecaria su Casita, ICA, Industrias Aluprint, Industrias CH, Industrias Peñoles, Inmobiliaria Ruba, Interceramic, Kansas City Southern de México, Kaupthing Bank, Kimberly Clark México, Lamosa, Liverpool, Mabe, Manufacturas Kaltex, Medica Sur, Megacable, Mexichem, Minera los Pelambres, Molytmet, Municipio de Aguascalientes, Nadro, Nafin, NRF México, Nemak, OHL, Paccar, Pasa, Pemex, Petrotemex, Pimsa, Plavicom, Prolec GE, Ruba, Sare, Sears, Sigma, Simec, Scotia Bank Inverlat, Techint, Telefónica CTC, Telefónica Móviles, Telint, Tenaris, Toyota, Urbi, Value, Volcan Cia Minera, VWLease.

Expected Investment Banking and services Compensation. In the next three months, BBVA Bancomer, and/or any of its affiliates, expects to receive or intends to seek compensation for investment banking, common representation and credit related services from the company (ies) discussed in this report.

BBVA Bancomer acts as market maker/specialist in: MexDer Contrato de Futuros (Dólar de Estados Unidos de América (DEUA), TIIE de 28 días (TE28), Swap de TIIE, CETES de 91 días (CE91)), Bonos M, Bonos M3, Bonos M10, Índice de Precios y Cotizaciones de la BMV (IPC), Contrato de Opciones (IPC, Acciones América Móvil, Cemex, CPO, Femsa UBD, Gcarso A1, Telmex L), Udibonos.

BBVA acts as market maker/specialist in Latibex: Alfa, AMX, Corporación Geo, Grupo Modelo, ICA, Sare, Telmex.

BBVA Bancomer, is recognized by Mexico's Finance Ministry as a market improver and acts as a market maker/specialists in MEXDER, Mercado Mexicano de Derivados.

Ownership Positions

BBVA Bancomer, and/or its affiliates holds, directly or indirectly, at least 1 % of the equity capital of the following company/ies whose shares are open to negotiation in organized markets and which is(are) the subject of this report: BOLSA, CEMEX VENEZUELA, GAP, GRUPO TELEvisa, GRUPO VIDEOvisa, MAXCOM TELECOMUNICACIONES, PASA.

BBVA Bancomer, and/or its affiliates hold(s), directly or indirectly; as of the end of the last quarter, at least a 10 % of it's investment portfolio, or 10% of the amount issued, of the securities or underlying investments issued by the companies which is(are) the subject of this report: AXTEL.

Other Disclosures

To the best of BBVA Bancomer's knowledge, a Member of it's Board, it's CEO or Senior Manager holding a direct reporting position to BBVA Bancomer's CEO holds a similar position in any of the following company/ies which is(are) the subject of this report: Alfa, Alsea, Amx, Asur, Bimbo, CMR, Dine, Femsa, GAP, Gmodelo, Grupo financiero Inbursa, Grupo Carso, Grupo Posadas, Hogar, Invex, Kof, Kuo, Liverpool, Maseca, Oma, Peñoles, Sanborns Hermanos, Sears Roebuck, Telecom, Telefónica Móviles México, Telmex, Tenaris, Tlevisa, Urbi, Vitro.

Additional Information and Disclaimer

Ratings and Price Targets

As of March 31, 2011, for the whole universe of companies which BBVA Bancomer, has under coverage there are 53% Buy ratings (including "Buy" and "Outperform"), 4% Neutral ratings and 43% Sell ratings (including "Sell" and "Underperform"). BBVA Bancomer or any of its affiliates has rendered Investment Banking services or participated as manager and/or co-manager in public offerings in 57% of the Buy ratings, 14% of the Neutral ratings and in 29% of the Sell ratings.

Ratings are set on a six-month or year-end basis against the relevant benchmark. BBVA Bancomer issues three equity recommendations: Outperform: Upside potential of more than 5% vs. the market. Neutral: Stock is expected to perform in line with the market (+/-5%). Underperform: Expected downside of at least 5% vs. the market:

Recommendations reflect the stock's expected performance vs the market, within a specified period. This performance may be explained by the fundamental stock valuation method and other factors. The fundamental stock valuation method used by BBVA Bancomer S.A., is based on a combination of one or more generally accepted financial analysis methodologies, which may include, multiples, discounted cash flows, sum of parts or any other methodology that applies to the particular case. Notwithstanding other factors include newsflows, benefit timing, M & A's and market's appetite in a given sector. These factors can lead to a recommendation contrary to that indicated by the simple fundamental valuation results and its comparison with direct quotations.

This document and the information, opinions, estimates and recommendations expressed herein, have been prepared by BBVA Global Markets Research an affiliate of Banco Bilbao Vizcaya Argentaria, S.A. (BBVA) and/or BBVA Bancomer, to provide their or its customers with general information as of the date of the report and are subject to changes without prior notice. BBVA Bancomer is not liable for giving notice of such changes or for updating the contents hereof. This document and its contents do not constitute an offer, invitation or solicitation to purchase or subscribe to any securities or other instruments, or to undertake or divest investments. Neither shall this document nor its contents form the basis of any contract, commitment or decision of any kind. For more information please contact the persons included in the directory of this document.

The determination of a price target does not imply any warranty that it will be attained. For a discussion of the risks associated with the attainment of price targets, which depend on intrinsic and extrinsic factors that affect both the performance and trends prevailing in the market on which the recommended securities is traded and/or offered, please refer to our recently published documents, which are available via e-mail, contact our analysts or visit our internet site www.bancomer.com.

Investors who have access to this document should be aware that the securities, instruments or investments to which it refers may not be appropriate for them due to their specific investment goal, financial position or risk profile, for these have not been taken into account in the preparation of this report. Therefore, investors should make their own investment decisions considering the said circumstances and obtaining such specialized advice as may be necessary. Investors should note that the past performance of securities or instruments or the historical results of investments do not guarantee future performance. The market prices of securities or instruments or the results of investments could fluctuate against the interests of investors. Investors should be aware that they could even face a loss of their investment.

The contents of this document are based upon information available to the public that has been obtained from sources considered to be reliable. However, such information has not been independently verified by BBVA Bancomer, and therefore no warranty, either express or implicit, is given regarding its accuracy, integrity or correctness. BBVA Bancomer, accepts no liability of any type for any direct or indirect losses arising from the use of the document or its contents.

Investors should note that the past performance of securities or instruments or the historical results of investments do not guarantee future performance. The market prices of securities or instruments or the results of investments could fluctuate against the interests of investors. Investors should be aware that they could even face a loss of their investment.

Transactions in futures, options or high-yield securities can involve high risk and are not appropriate for every investor. Indeed, in the case of some investments, the potential losses may exceed the amount of the initial investment; in such circumstance, investors may be required to pay more money to support those losses. Thus, before undertaking any transaction with these instruments, investors should be aware of their characteristics, as well as the rights, liabilities and risks associated with these securities and their underlying investments. Investors should also be aware that secondary markets for the said instruments may be limited or may not exist.

BBVA Bancomer, or any of its affiliates, as well as their respective executives and employees, may have a position in any of the securities or instruments referred to, directly or indirectly, in this document, or in any other related thereto; they may trade for their own account or for third-party account in those securities, provide consulting or other services to the issuer of the aforementioned securities or instruments or to companies related thereto or to their shareholders, executives or employees, or may have interests or perform transactions in those securities or instruments or related investments before or after the publication of this report, to the extent permitted by the applicable law.

BBVA Bancomer BBVA Securities Inc., BBVA Brazil, BBVA Continental, BBVA Banco Frances, BBVA Chile or any affiliate of the BBVA Group, of its affiliates' salespeople, traders, and other professionals may provide oral or written market commentary or trading strategies to its clients that reflect opinions that are contrary to the opinions expressed herein. Furthermore, BBVA Bancomer or any of its affiliates' BBVA Securities Inc., BBVA Brazil, BBVA Continental, BBVA Banco Frances, BBVA Chile or any affiliate of the BBVA Group's proprietary trading and investment businesses may make investment decisions that are inconsistent with the recommendations expressed herein.

No part of this document may be (i) copied, photocopied or duplicated by any other form or means (ii); redistributed or forwarded; or (iii) quoted, without the prior written consent of BBVA Bancomer. No part of this report may be copied, conveyed, distributed or furnished to any person or entity in any country (or persons or entities in the same) in which its distribution is prohibited by law. Failure to comply with these restrictions may breach the laws of the relevant jurisdiction.

This document is provided in the United Kingdom solely to those persons to whom it may be addressed according to the Financial Services and Markets Act 2000 (Financial Promotion) Order 2001 and it is not to be directly or indirectly delivered to or distributed among any other type of persons or entities. In particular, this document is only aimed at and can be delivered to the following persons or entities (i) those outside the United Kingdom (ii) those with expertise regarding investments as mentioned under Section 19(5) of Order 2001, (iii) high net-worth entities; and (iv) any other person or entity under Section 49(1) of Order 2001 to whom the contents hereof can be legally revealed.

This document is being distributed for BBVA Bancomer in Singapore by Banco Bilbao Vizcaya Argentaria (BBVA), Singapore Branch purely as a resource and for general informational purposes only, and is intended for general circulation. Accordingly, this research document does not take into account the specific investment objectives, financial situation, or needs of any particular person and is exempted from the same by Regulation 34 of the Financial Advisers Regulations ("FAR") (as required under Section 27 of the Financial Advisers Act (Cap. 110) of Singapore ("FAA")).

Please note Banco Bilbao Vizcaya Argentaria (BBVA) is not an Authorised Deposit taking Institution within the meaning of the Banking Act 1959 nor is it regulated by the Australian Prudential Regulatory Authority (APRA).

The remuneration system concerning the analyst/s author/s of this report is based on multiple criteria, including the results obtained by BBVA Bancomer BBVA Securities Inc., BBVA Brazil, BBVA Continental, BBVA Banco Frances, BBVA Chile and by BBVA Group in the fiscal year, which, in turn, include the results generated by the investment banking business, common representation or credit related services; nevertheless, they do not receive any remuneration based on revenues from the mentioned areas or a specific transaction in investment banking, common representation or credit related services.

The information contained in this document should be taken only a general guide on matters that may be of interest. The application and impact of the laws may vary substantially depending on specific circumstances. Changes in regulations and the risks inherent in electronic communication may cause delays, omissions, or inaccuracy in the information contained in this site. Accordingly, the information contained in the site is supplied on the understanding that the authors and editors do not hereby intend to supply any form of consulting, legal, accounting or other advice. As such, it should not be considered a substitute for the direct advice provided by accounting and fiscal advisors or other competent consultants.

All images and texts are the property of BBVA Bancomer and may not be downloaded from the Internet, distributed, stored, re-used, re-transmitted, modified or used in any way, except as specified in this document, without the express written consent of BBVA Bancomer. BBVA Bancomer reserves all intellectual property rights to the fullest extent of the law. None of the information contained herein may be interpreted as a concession by implication, exclusion or any other means, of any patent or brand of BBVA Bancomer or of any third party. Nothing established herein should be interpreted as a concession of any license or right under any BBVA Bancomer copyright.

BBVA Bancomer, as well as its executives and employees have adopted the Código de Conducta de Grupo Financiero BBVA Bancomer, which is available in our internet site www.bancomer.com.

BBVA Bancomer, BBVA and the entities of the BBVA Group, including BBVA Global Markets Research, are subject to BBVA Group Policy on Conduct in the Securities Markets. In each entity where the Group Conducts Businesses in the Security Markets, the Policy is supplemented with the Internal Standards of Conduct which, among other regulations, include rules to prevent and avoid conflicts of interests with the ratings given, including information barriers. The BBVA Group Code of Conduct for Security Market Operations is available for reference at the following web site: www.bbva.com / Corporate Governance / Conduct in the Securities Markets.

BBVA Bancomer is regulated by the Comisión Nacional Bancaria y de Valores.

“Banco Bilbao Vizcaya Argentaria S.A. (CE number AFR194) is regulated by the Hong Kong Monetary Authority and the Securities and Futures Commission in Hong Kong”

BBVA Bancomer BBVA Brazil, BBVA Continental, BBVA Banco Frances, BBVA Chile as well as other entities in the BBVA Group that are not members of the *FINRA* (Financial Industry Regulatory Authority), are not subject to the rules of disclosure affecting such members.

This material is being distributed into the United States in reliance on an exemption from broker-dealer registration under Rule 15a-6 of the Rules under the Securities Exchange Act of 1934. Any trades in the securities discussed in this report must be effected through a U.S. registered broker/dealer as we are not authorized to accept any order to effect trades in any security discussed in this report within the U.S.