

# Weekly Watch

U.S.

## Highlights

18 July 2011  
Economic Analysis

U.S.

Boyd Stacey  
boyd.stacey@bbvacompass.com

Kim Fraser  
kim.fraser@bbvacompass.com

Jeff Herzog  
jeff.herzog@bbvacompass.com

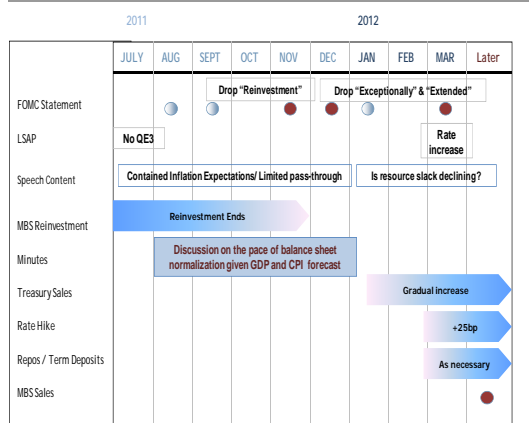
### FOMC minutes give first indications of exit strategy sequencing and risk scenario policies

Tuesday's release of the FOMC minutes and Bernanke's speech before the House Financial Services Committee revealed a more formalized sequencing of the exit strategy. The minutes underlined that this discussion of normalization is for "prudential planning" purposes only and should not be construed as an imminent sign of exit. Also, the staff review of the economic situation unveiled a focus on two major issues: first, ongoing changes in both survey and market-based inflation expectations, and second, structural unemployment and wage pressures in a "softened" labor market. During his semiannual speech in regards to monetary policy, Bernanke touched on both the exit strategy and also options for the Fed if economic growth slows considerably. According to Bernanke, if deflationary risks reemerge, the Fed may offer more explicit guidance on the target rate and balance sheet, conduct more securities purchases, and increase the average maturity of the Fed's holdings, but he alluded to the untested nature of these policy choices. The minutes and Bernanke's semiannual monetary policy speech are consistent with our expected sequencing of policy, excluding the cessation of principal reinvestment, which we expect to be pushed back into Nov-Dec, in expectation of moderate growth in 2H11 and low and stable core inflation, consistent with the Fed's mandate.

### Core CPI remains high, Headline CPI continues to ease

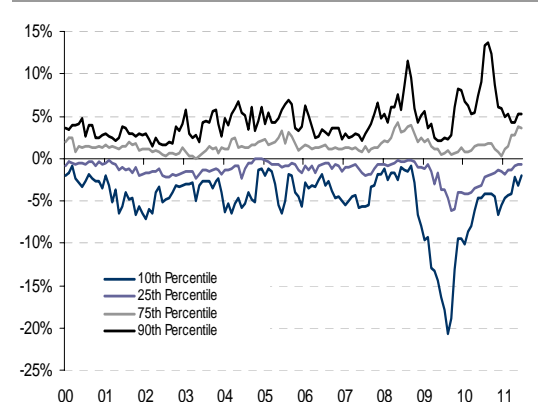
Consumer price inflation (CPI) eased in June, falling 0.2% MoM after a 0.2% increase in May. Energy prices fell 4.4% due in large part to a 6.8% decrease in gas prices. Food prices increased 0.2% MoM, the smallest increase this year. Core CPI, however, increased 0.3% for the second straight month. Leading factors were new vehicles, used cars and trucks, and apparel, which increased 0.6%, 1.6%, and 1.4%, respectively. Twelve-month headline inflation matched last month's figure of 3.4% on a seasonally-adjusted basis, while YoY core prices increased from 1.5% to 1.6% in June. Lower energy costs deflated headline consumer prices while vehicles and apparel contributed to a rise in core consumer inflation. However, it is likely that the increases in vehicle prices are temporary, thus we expect core inflation rates to fall in the coming months.

Chart 1  
Expected Sequencing of Fed Monetary Policy



Source: BBVA Research

Chart 2  
Consumer Price Distribution (Change in YoY rates)



Source: BEA & BBVA Research

## Week Ahead

### Housing Start (June, Tuesday 8:30 ET)

Forecast: 567k	Consensus: 575k	Previous: 560k
----------------	-----------------	----------------

Oversupply and tight credit are likely to suppress housing starts again in June, however, strong housing permit issuance in May could be an indication that housing starts will increase. Even though multi-unit constructions are on an upward trajectory, single unit constructions are declining and will partially offset the impact of multi-unit gains. Overall construction of new homes has been discouraged by weak residential mortgage demand, tight credit conditions, and growing supply, thus we expect the current low growth trajectory to persist.

### Existing Home Sales (June, Wednesday 10:00 ET)

Forecast: 5.15M	Consensus: 4.9M	Previous: 4.8M
-----------------	-----------------	----------------

The negative indications from the June employment report, pessimistic price expectations, and low credit availability will weigh on residential housing demand in June. However, pending home sales, which is a leading indicator for existing home sales, increased in May. In addition, it appears price normalization for non-distressed homes continues, suggesting that existing home sales could increase in June. The modest MoM increase, while positive, does not deviate from our baseline low growth scenario in 2H11.

### Jobless Claims (July 15<sup>th</sup>, Thursday 8:30 ET)

Forecast: 425K	Consensus: 405	Previous: 405K
----------------	----------------	----------------

Initial jobless claims for the week ending July 15 are expected to remain relatively unchanged. Last week's figure of 405K may be an underestimate, given that the shortened holiday week likely contributed to fewer claims. The 4-week moving average also dropped slightly last week from 427K to 423K, but we expect that this will adjust accordingly. Looking forward, it is unclear whether the decrease in initial jobless claims is an indication of improvements in the job market. Thus, we expect jobless claims to stay in line with the average at 425K.

### Philadelphia Fed Manufacturing Survey (July, Friday 10:00 ET)

Forecast: -3.3	Consensus: 4.5	Previous: -7.7
----------------	----------------	----------------

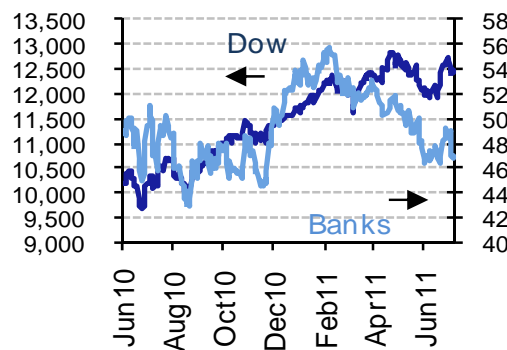
Despite improved market conditions in June, the negative pressures from weak economic data will continue to weigh on July's index, though less so than last month. Demand for manufactured goods decreased in June but should rebound this month as input price pressures continue to moderate. This should help to reduce inventories and boost production. However, we expect that July's index will remain negative due to weak employment data and uncertain demand expectations. The outlook for manufacturing conditions will remain weak until there is a consistent period of economic improvement.

### Market Impact

Employment became the central focus after last week's employment situation report was well below expectations. However, markets this week will shift their attention to the housing situation. Strong housing demand and declining inventories will help to strengthen market expectations following last week's troublesome report.

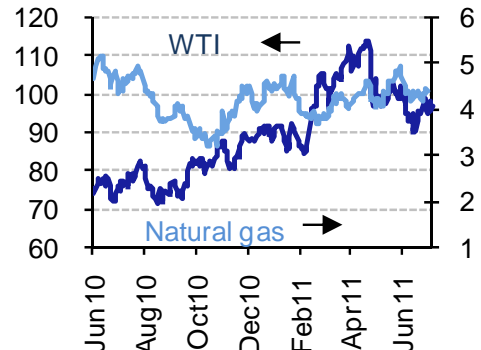
## Financial Markets

Graph 3  
Stocks (Index, KBW)



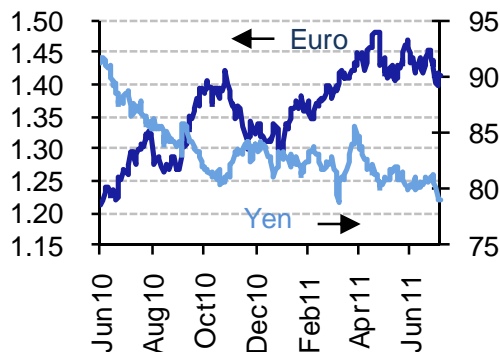
Source: Bloomberg & BBVA Research

Graph 4  
Commodities (Dpb & DpMMBtu)



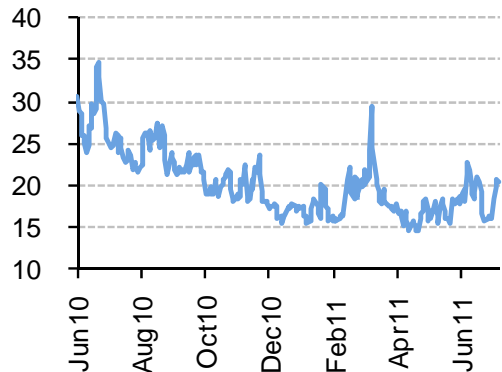
Source: Bloomberg & BBVA Research

Graph 5  
Currencies (Dpe & Ypd)



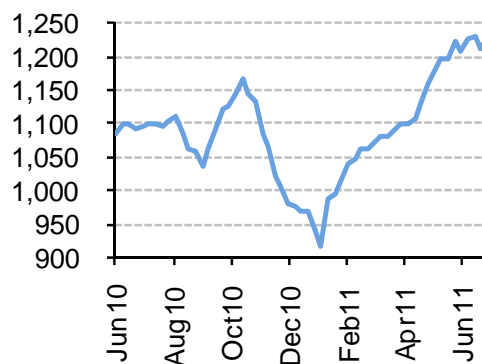
Source: Bloomberg & BBVA Research

Graph 6  
Volatility (Vix, Index)



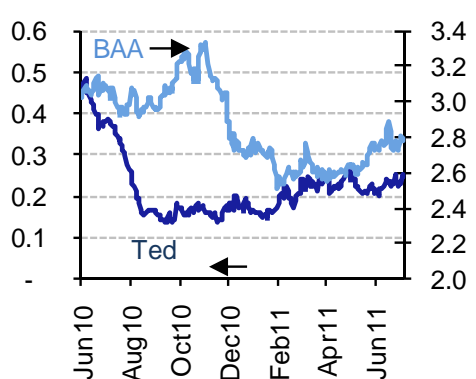
Source: Bloomberg & BBVA Research

Graph 7  
Commercial Paper Issuance (US\$Bn)



Source: Bloomberg & BBVA Research

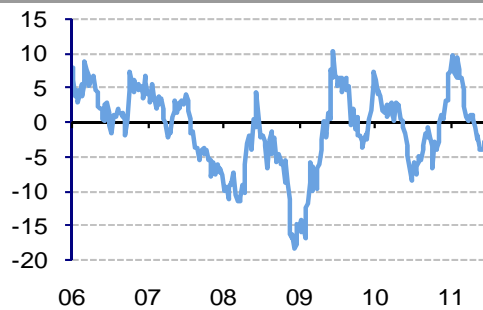
Graph 8  
TED & BAA Spreads (%)



Source: Bloomberg & BBVA Research

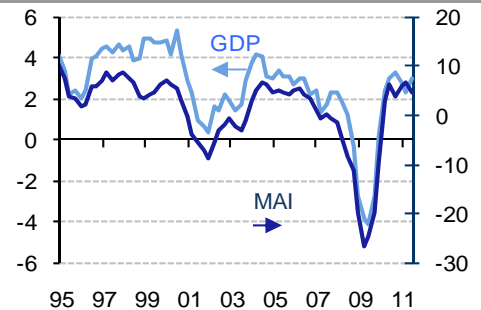
### Economic Trends

Graph 9  
BBVA US Weekly Activity Index  
(3 month % change)



Source: BBVA Research

Graph 10  
BBVA US Monthly Activity Index & Real Gross Domestic Product  
(4Q % change)



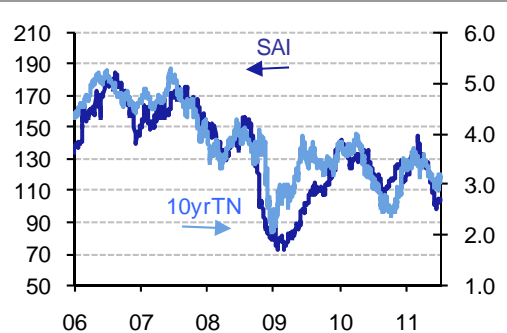
Source: BBVA Research & BEA

Graph 11  
BBVA US Surprise Inflation Index  
(Index 2009=100)



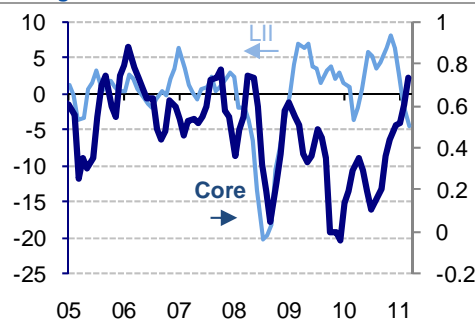
Source: BBVA Research

Graph 12  
BBVA US Surprise Activity Index & 10-yr Treasury (Index 2009=100 & %)



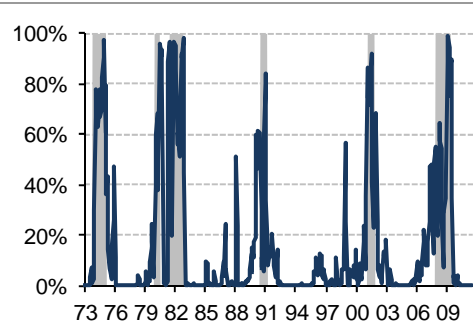
Source: Bloomberg & BBVA Research

Graph 13  
BBVA US Leading Inflation Index & Core Inflation (QoQ % change)



Source: BLS & BBVA Research

Graph 14  
BBVA US Recession Probability Model  
(Recession episodes in shaded areas, %)



Source: BBVA Research

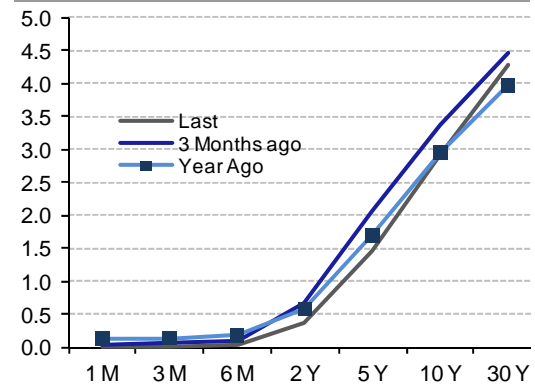
## Yield Curve and Interest Rates

Table 1  
Key Interest Rates, %

Key Interest Rates	Last	Week ago	4-Weeks ago	Year ago
Prime Rate	3.25	3.25	3.25	3.25
Credit Card (variable)	13.73	13.73	13.73	13.44
New Auto (36-months)	3.96	3.68	3.71	6.19
Heloc Loan 30K	5.61	5.55	5.52	5.59
30-year Fixed Mortgage *	4.51	4.60	4.50	4.57
Money Market	0.58	0.63	0.62	0.75
2-year CD	1.05	1.06	1.08	1.52
5-year CD	2.04	2.04	2.05	2.48

\* Freddie Mac National Mortgage Homeowner Commitment 30 Year US  
Source: Bloomberg and BBVA Research

Graph 15  
Treasury Yield Curve, %



Source: Bloomberg

## Quote of the Week

Chairman Bernanke  
Semiannual Monetary Policy Report to Financial Services Committee  
13 July 2011

*"...Given the range of uncertainties about the strength of the recovery and prospects for inflation over the medium term, the Federal Reserve remains prepared to respond should economic developments indicate that an adjustment in the stance of monetary policy would be appropriate"*

## Economic Calendar

Date	Event	Period	Forecast	Survey	Previous
19-Jul	Housing Starts	JUN	567k	575K	560K
19-Jul	Housing Starts MOM%	JUN	1.0%	2.7%	3.5%
19-Jul	Building Permits	JUN	614k	600K	612K
19-Jul	Building Permits MOM%	JUN	0.3%	-1.5%	8.1%
20-Jul	Existing Home Sales	JUN	5.15M	4.92M	4.81M
20-Jul	Existing Home Sales MoM	JUN	7.0%	2.3%	-3.8%
21-Jul	Initial Jobless Claims	15-Jul	425k	405K	405K
21-Jul	Continuing Claims	9-Jul	3721K	3705k	3727K
21-Jul	FHFA House Price Index MoM	MAY	0.8%	0%	0.8%
21-Jul	Leading Indicators	JUN	0.0%	0.2%	0.8%
21-Jul	Philadelphia Fed.	JUL	-3.3	4.5	-7.7

*Chief Economist for US*

Nathaniel Karp

Nathaniel.karp@bbvacompass.com

Ignacio San Martin

Ignacio.SanMartin@bbvacompass.com

Jeffrey Owen Herzog

Jeff.Herzog@bbvacompass.com

Marcial Nava

Marcial.Nava@bbvacompass.com

Kim Fraser

Kim.Fraser@bbvacompass.com

Jason Frederick

Jason.Frederick@bbvacompass.com

Boyd Stacey

Boyd.Stacey@bbvacompass.com

---

**Contact details****BBVA Research**

5 Riverway Drive

Houston, Texas 77056

---

BBVA Research reports are available in English and Spanish

---

## DISCLAIMER

This document and the information, opinions, estimates and recommendations expressed herein, have been prepared by Banco Bilbao Vizcaya Argentaria, S.A. (hereinafter called "BBVA") to provide its customers with general information regarding the date of issue of the report and are subject to changes without prior notice. BBVA is not liable for giving notice of such changes or for updating the contents hereof.

This document and its contents do not constitute an offer, invitation or solicitation to purchase or subscribe to any securities or other instruments, or to undertake or divest investments. Neither shall this document nor its contents form the basis of any contract, commitment or decision of any kind.

Investors who have access to this document should be aware that the securities, instruments or investments to which it refers may not be appropriate for them due to their specific investment goals, financial positions or risk profiles, as these have not been taken into account to prepare this report. Therefore, investors should make their own investment decisions considering the said circumstances and obtaining such specialized advice as may be necessary. The contents of this document is based upon information available to the public that has been obtained from sources considered to be reliable. However, such information has not been independently verified by BBVA and therefore no warranty, either express or implicit, is given regarding its accuracy, integrity or correctness. BBVA accepts no liability of any type for any direct or indirect losses arising from the use of the document or its contents. Investors should note that the past performance of securities or instruments or the historical results of investments do not guarantee future performance.

The market prices of securities or instruments or the results of investments could fluctuate against the interests of investors. Investors should be aware that they could even face a loss of their investment. Transactions in futures, options and securities or high-yield securities can involve high risks and are not appropriate for every investor. Indeed, in the case of some investments, the potential losses may exceed the amount of initial investment and, in such circumstances, investors may be required to pay more money to support those losses. Thus, before undertaking any transaction with these instruments, investors should be aware of their operation, as well as the rights, liabilities and risks implied by the same and the underlying stocks. Investors should also be aware that secondary markets for the said instruments may be limited or even not exist.

BBVA or any of its affiliates, as well as their respective executives and employees, may have a position in any of the securities or instruments referred to, directly or indirectly, in this document, or in any other related thereto; they may trade for their own account or for third-party account in those securities, provide consulting or other services to the issuer of the aforementioned securities or instruments or to companies related thereto or to their shareholders, executives or employees, or may have interests or perform transactions in those securities or instruments or related investments before or after the publication of this report, to the extent permitted by the applicable law.

BBVA or any of its affiliates' salespeople, traders, and other professionals may provide oral or written market commentary or trading strategies to its clients that reflect opinions that are contrary to the opinions expressed herein. Furthermore, BBVA or any of its affiliates' proprietary trading and investing businesses may make investment decisions that are inconsistent with the recommendations expressed herein. No part of this document may be (i) copied, photocopied or duplicated by any other form or means (ii) redistributed or (iii) quoted, without the prior written consent of BBVA. No part of this report may be copied, conveyed, distributed or furnished to any person or entity in any country (or persons or entities in the same) in which its distribution is prohibited by law. Failure to comply with these restrictions may breach the laws of the relevant jurisdiction.

In the United Kingdom, this document is directed only at persons who (i) have professional experience in matters relating to investments falling within article 19(5) of the financial services and markets act 2000 (financial promotion) order 2005 (as amended, the "financial promotion order"), (ii) are persons falling within article 49(2) (a) to (d) ("high net worth companies, unincorporated associations, etc.") Of the financial promotion order, or (iii) are persons to whom an invitation or inducement to engage in investment activity (within the meaning of section 21 of the financial services and markets act 2000) may otherwise lawfully be communicated (all such persons together being referred to as "relevant persons"). This document is directed only at relevant persons and must not be acted on or relied on by persons who are not relevant persons. Any investment or investment activity to which this document relates is available only to relevant persons and will be engaged in only with relevant persons. The remuneration system concerning the analyst/s author/s of this report is based on multiple criteria, including the revenues obtained by BBVA and, indirectly, the results of BBVA Group in the fiscal year, which, in turn, include the results generated by the investment banking business; nevertheless, they do not receive any remuneration based on revenues from any specific transaction in investment banking.

BBVA is not a member of the FINRA and is not subject to the rules of disclosure affecting such members.

"BBVA is subject to the BBVA Group Code of Conduct for Security Market Operations which, among other regulations, includes rules to prevent and avoid conflicts of interests with the ratings given, including information barriers. The BBVA Group Code of Conduct for Security Market Operations is available for reference at the following web site: [www.bbva.com](http://www.bbva.com) / Corporate Governance".

BBVA is a bank supervised by the Bank of Spain and by Spain's Stock Exchange Commission (CNMV), registered with the Bank of Spain with number 0182.