

# Weekly Watch

## Asia

22 July 2011  
Economic Analysis

### Asia

**Stephen Schwartz**  
stephen.schwartz@bbva.com.hk

**Mario Nevares**  
mario.nevares@bbva.com.hk

**Fielding Chen**  
fielding.chen@bbva.com.hk

**Le Xia**  
xia.le@bbva.com.hk

**Jenny Zheng**  
jenny.zheng@bbva.com.hk

**Zhigang Li**  
zhigang.li@bbva.com.hk

**Sumedh Deorukhkar**  
sumedh.deorukhkar@grupobbva.com

**Claire Chen**  
claire.chen@bbva.com.hk

**Markets**  
**Richard Li**  
richard.li@bbva.com.hk

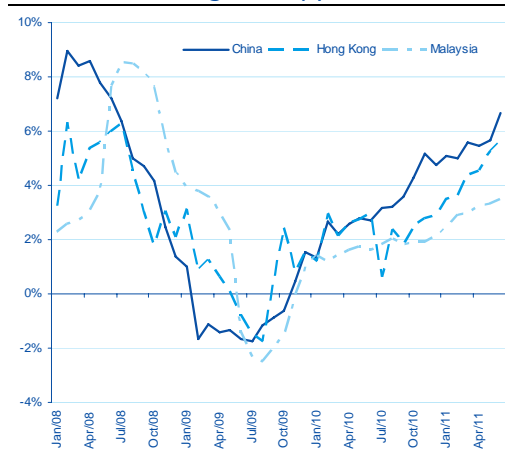
## Inflation still casts a shadow

Despite signs that headline inflation may have peaked in some economies (such as China, Indonesia, Korea, and Singapore), underlying price pressures continue to mount across the region (Chart 1). This is creating challenges for policy makers as they seek to lighten the impact of rising living costs on low income segments of the population. The latest signs of rising inflation this week came from Hong Kong, where June inflation reached a 3-year high of 5.6% y/y on rising food and housing costs, and in Malaysia where it rose to 3.5% y/y as expected. In Singapore, the MAS revised its 2011 inflation forecast upward to a range of 4-5 percent (in line with our own projection) from 3-4 percent previously (see Markets). We expect many of the region's central banks to continue raising interest rates, but at a gradual pace given risks to the external outlook.

## Strong exports in Japan raise hopes of a rebound

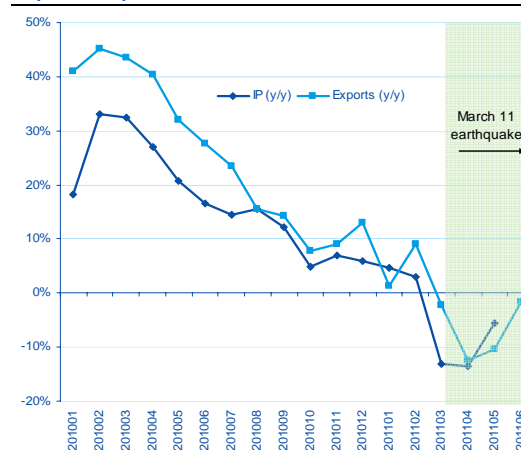
Japan's June exports surprised to the upside (-1.6% y/y; consensus: -4.9%), and the trade account turned to surplus, providing further evidence of a resumption of supply chains as the country struggles to regain its footing after the March 11 earthquake and tsunami (Chart 2). Markets are watching for the release of additional key indicators next week on industrial production and other activity indicators to gauge the pace of the rebound, which is looking increasingly strong. In addition to the Japan data, next week will feature Q2 GDP data for Korea (see Weekly Indicator) and Taiwan, and inflation in Australia.

Chart 1  
Inflation is still rising in many parts of Asia



Source: BBVA Research and Bloomberg

Chart 2  
Japan's exports continue to rebound



Source: BBVA Research and Bloomberg

## Highlights

### Who will pay the bill for China's 2008-09 fiscal stimulus?

China's high local government debt is likely to be borne by banks and the central government

### China signals plans to extend curbs on housing purchases to smaller cities

With signs of cooling in the big cities, smaller cities are now expected to see the largest price gains

### Strong economic fundamentals add appeal to Asian currencies

Currency markets are optimistic on Asia's prospects, with little fallout from the Europe's debt crisis

Markets →

Highlights →

Calendar →

Markets Data →

Charts →

## Economic Analysis

Richard Li  
richard.li@bbva.com.hk

## Markets

Asian markets rallied towards the end of this week thanks to the positive announcements following the EU Special Summit on Thursday. As risk aversion receded, regional stock markets finished the week in the black and Asian currencies appreciated modestly against the USD.

## Asian markets still dominated by European and US news

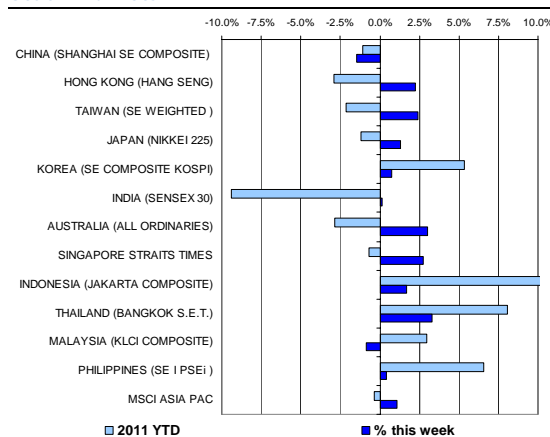
Friday saw a return of risk appetite following a favorable outcome from the EU Special Summit in which EU leaders agreed to augment the flexibility of the EFSF to intervene in the secondary debt markets and quell speculators. On Greece, they announced EUR159 bn in new aid. The maturity of EFSF loans to Greece is to be extended and lending rates lowered. Encouragingly, the lower interest rates apply to Ireland and Portugal as well. Greek debt holders will exchange maturing bonds into 30-year maturity debt fully or partly collateralized, providing EUR13.5 billion of relief to Greece's debt burden. While this may imply a downgrade of Greek debt to "selective default", ECB's Trichet stepped back from his previous stance and signaled the possibility to accept "defaulted Greek debt" as collateral. Decisive actions taken by EU leaders are seen as significant risk-on factors and pushed EURUSD up over 200 pips. But the responses of Asian FX were relatively muted, as many of them were already at or close to multi-year highs and have not exhibited high sensitivity to negative European headlines in past months.

## Markets anticipate Australia's RBA to cut rates

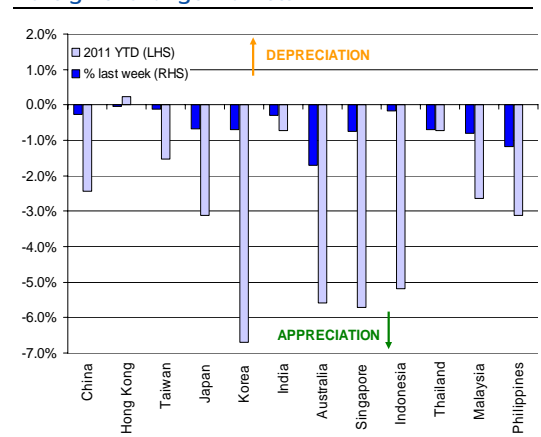
The Australian central bank shifted to a more neutral stance following its July policy meeting, as the governor said growth may not be as strong as earlier forecasts. Markets quickly moved to price in a rate-cutting scenario, with OIS curve projecting more than 50 bps cuts over the next 12 months. The expectation moderated this week, to 39 bps, after the RBA policy minutes Monday offered no surprises. Our economists hold the view that the rate hike cycle has not come to an end. They believe a pick-up in growth in H2 will keep labor markets tight to convince the RBA to raise rates again latter this year. With US rates expected to stay on hold, rate spreads will likely remain a supporting factor for AUD. Markets will monitor closely Q2 CPI inflation (due on July 27), which set to be an important element shaping RBA's policy going forward.

## Monetary Authority of Singapore (MAS) raises inflation forecasts

In its annual report, the MAS revised upwards its headline CPI forecast for 2011 to between 4 and 5 percent, up from previous 3 and 4 percent range. MAS said the upward revision came on the back of higher rent and faster increases in private road transport costs. However, the MAS added that the outlook for core inflation stayed unchanged, and core is still their preferred measure of inflationary pressure. GDP growth forecasts also remained intact at 5-7 percent. SGD hardly moved following the news, as the currency has already been traded near its upper band and fully priced in a tendency of re-centring in October meeting. We continue to hold the opposite view, seeing limited scope for further gains in SGD.

Chart 3  
Stock markets

Source: BBVA Research and Bloomberg

Chart 4  
Foreign exchange markets

Source: BBVA Research and Bloomberg

## Economic Analysis

## Highlights

**Who will pay the bill for China's 2008-09 fiscal stimulus?**

One of the legacies of China's massive, infrastructure-led stimulus program of 2008-09 has been a build-up of local government debt. Our latest [Banking Watch](#) assesses the likely size of this debt and possible impact on bank balance sheets if some of the obligations, much of which were generated through local government financing vehicles (LGFVs), cannot be repaid. The topic is not new, but has been the focus of discussion in recent weeks in light of newly released government figures that raise questions about the true size of the debt and how it will be paid in the coming years. Official figures appear to put the size of local government debt between RMB 0.7-14.2 trillion (USD 1.6-2.2 trillion), equivalent to 27-36% of GDP. We believe the most accurate estimate lies at the upper end of the range, in line with other market estimates such as Moody's. Our main conclusion is that, although problem LGFV loans may generate a vast amount of new NPLs on bank balance sheets if not addressed, they appear manageable at a national level. We would not expect, however, banks to bear the full cost, as the most likely outcome would be a combination of government and banking sector involvement.

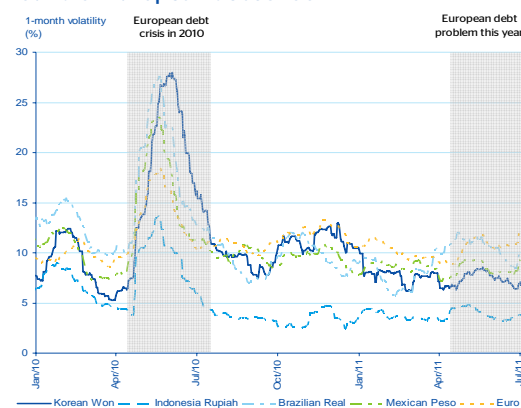
**China signals plans to extend curbs on housing purchases to smaller cities**

As noted in our [China Real Estate Outlook](#) published last week, the housing market has cooled over the past year under the influence of government tightening measures. At a national level, based on our estimates using official (NBS) data released this week, prices of residential properties increased 3.4% y/y in June, up slightly from 3.0% in May, but continuing a moderating trend since last year. However, for some time now, prices have been rising faster in smaller cities (Chart 6). Indeed, our report flagged that slower price increases to date and strong growth prospects in second and third tier cities, mean that the best investment opportunities lie in the smaller cities. To forestall price bubbles in these cities, the authorities have just signaled their intention to expand restrictions in the large cities to the smaller ones. Details have not yet been announced.

**Strong economic fundamentals add appeal to Asian currencies**

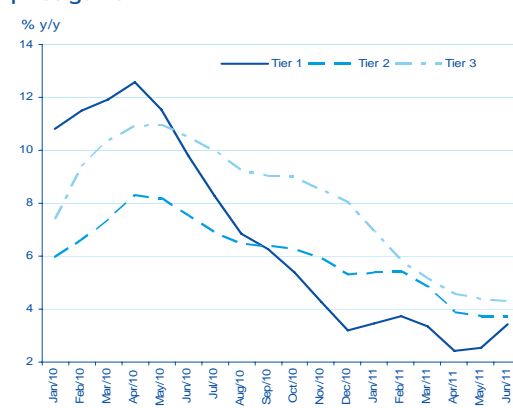
While concerns about debt contagion from European debt problems linger, recent fluctuations in currency markets suggest that markets hold a more sanguine view for the impact on the Asian region than they did when Greek debt concerns intensified in May 2010 (Chart 5). In particular, Asian exchange rates have exhibited extraordinary resilience compared to other global currencies. For example, exchange rate volatility of the Korean Won and Indonesian Rupiah, the region's two high beta currencies, have declined while that of the Euro have risen notably in recent months, a large contrast compared to events in 2010. Outside of Asia, currencies in other emerging markets seem to be following the same pattern. Confidence in the region's robust growth outlook and strong fundamentals, along with capital inflows attracted by relatively high yields could be the main factors for the resilience of Asian currencies. In contrast to the debt problems in the US and Europe, most Asian economies have sound fiscal positions, and low debt levels, along with well-capitalized banking systems and high reserves, making them least susceptible to contagion. These advantages have made Asian currencies appearing relatively safe.

Chart 5

**Asian currencies have been more stable in this round of European debt shock**

Source: BBVA Research and Bloomberg

Chart 6

**China's smaller cities may see large housing price gains**

Source: BBVA Research and Bloomberg

Home →

Markets →

Calendar →

Markets Data →

Charts →

## Calendar Indicators

Australia	Date	Period	Prior	Cons.
Producer Price Index (YoY)	25-Jul	2Q	2.90%	--
Consumer Prices (YoY)	27-Jul	2Q	3.30%	3.40%
China	Date	Period	Prior	Cons.
Industrial Profits YTD YoY	27-Jul	JUN	27.90%	--
Hong Kong	Date	Period	Prior	Cons.
Exports YoY%	28-Jul	JUN	10.10%	--
Imports YoY%	28-Jul	JUN	13.00%	--
Japan	Date	Period	Prior	Cons.
Corp Service Price Index (YoY)	26-Jul	JUN	-0.90%	-0.80%
Retail Trade MoM SA	28-Jul	JUN	2.40%	1.00%
Overall Hhold Spending (YoY)	29-Jul	JUN	-1.90%	-2.80%
Jobless Rate	29-Jul	JUN	4.50%	4.60%
Natl CPI YoY	29-Jul	JUN	0.30%	0.20%
Industrial Production (MoM)	29-Jul	JUN P	6.20%	4.40%
Vehicle Production (YoY)	29-Jul	JUN	-30.90%	--
Housing Starts (YoY)	29-Jul	JUN	6.40%	3.70%
Philippines	Date	Period	Prior	Cons.
Total Imports (YoY)	26-Jul	MAY	20.30%	--
Singapore	Date	Period	Prior	Cons.
CPI (YoY)	25-Jul	JUN	4.50%	5.10%
Industrial Production MoM SA	26-Jul	JUN	-3.80%	3.50%
Unemployment Rate (sa)	29-Jul	2Q p	1.90%	--
Korea	Date	Period	Prior	Cons.
GDP at Constant Price (YoY)	27-Jul	2Q P	4.20%	3.80%
Industrial Production (MoM)	29-Jul	JUN	1.70%	--
Taiwan	Date	Period	Prior	Cons.
Industrial Production (YoY)	25-Jul	JUN	7.82%	6.70%
GDP - Constant Prices (YoY)	29-Jul	2Q P	6.55%	4.32%
Thailand	Date	Period	Prior	Cons.
Total Exports YOY%	29-Jul	JUN	17.30%	--
Total Imports YOY%	29-Jul	JUN	34.40%	--
Vietnam	Date	Period	Prior	Cons.
CPI (YoY)	25-29 JUL	JUL	20.80%	--

## Indicator of the Week: Korean Q2 GDP growth (July 27)

Forecast: 3.5% y/y	Consensus: 3.8% y/y	Prior: 4.2% y/y
--------------------	---------------------	-----------------

Comment: Korea's economic growth is likely to have slowed in Q2, as both exports and industrial production have moderated in recent months due to a combination of supply chain disruptions from Japan and high commodity prices. Last Friday the Bank of Korea also revised down its GDP outlook for 2011 to 4.3% from 4.5% previously, stressing that downside risks to growth have outweighed upside risks for the time being. Nevertheless, Korea has been relatively less affected by external headwinds given its strong export competitiveness, and we expect a gradual rebound in H2. For the whole year 2011, we expect the economy to expand 4.5%. Market impact: a lower-than-expected Q2 GDP growth could reduce expectations of interest rate hikes by the Bank of Korea.

## Calendar Events

## India - India REPO Cutoff Yld, July 26

We expect a 25 bp rate hike in the benchmark repo rate.

## Philippines - Overnight Borrowing Rate, July 28

We expect a 25 bp hike in the overnight borrowing rate

Current	Expected
7.50%	7.75%

Current	Expected
4.50%	4.50%

Home →

Markets →

Highlights →

Markets Data →

Charts →

## Markets Data

STOCK MARKETS	INDEX	Last price	% change over a week	Year to date	% Change over 1 Y
	China - Shanghai Comp.	2778.4	-1.5	-1.1	8.4
	Hong Kong - Hang Seng	22358.6	2.2	-2.9	8.6
	Taiwan - Weighted	8779.7	2.4	-2.1	14.5
	Japan - Nikkei 225	10106.0	1.3	-1.2	9.6
	Korea - Kospi	2161.2	0.7	5.4	24.5
	India - Sensex 30	18595.4	0.2	-9.3	2.7
	Australia - SPX/ASX 200	4609.5	3.0	-2.9	5.4
	Singapore - Strait Times	3169.0	2.7	-0.7	7.2
	Indonesia - Jakarta Comp	4092.0	1.7	10.5	36.0
	Thailand - SET	1116.2	3.4	8.1	34.0
	Malaysia - KLCI	1564.0	-0.8	3.0	17.1
	Philippines - Manila Comp.	4474.9	0.4	6.5	31.0

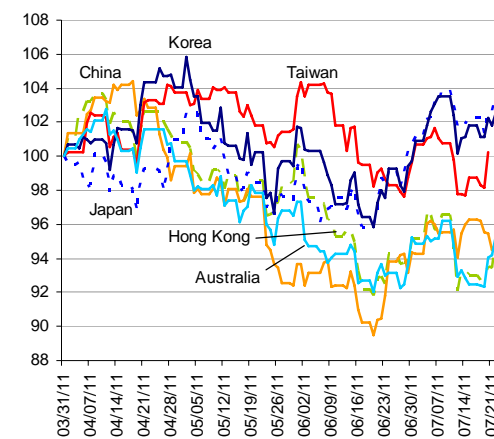
Last update: Friday, 11.15 Hong Kong time.

FOREIGN EXCHANGE MARKETS	CURRENCY	Spot	% change over a week	Forward 3-month	Forward 12-month
	China (CNY/USD)	6.45	0.26	6.43	6.38
	Hong Kong (HKD/USD)	7.79	0.03	7.8	8
	Taiwan (TWD/USD)	28.8	0.12	28.69	28.22
	Japan (JPY/USD)	78.6	0.69	78.5	78.2
	Korea (KRW/USD)	1051	0.69	1057.50	1070.58
	India (INR/USD)	44.4	0.30	44.9	46
	Australia (USD/AUD)	1.08	1.74	1	n.a.
	Singapore (SGD/USD)	1.21	0.75	1.21	1.2
	Indonesia (IDR/USD)	8529	0.18	8571	8833
	Thailand (THB/USD)	29.8	0.70	30.00	30.5
	Malaysia (MYR/USD)	2.98	0.80	3.0	3
	Philippines (PHP/USD)	42.4	1.20	42.59	42.88

Last update: Friday, 11.15 Hong Kong time.

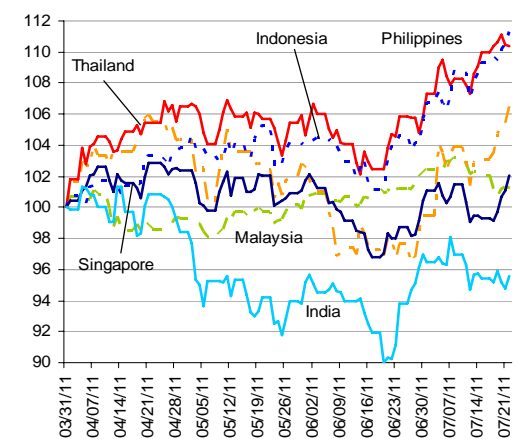
## Charts

Chart 7  
Stock Markets



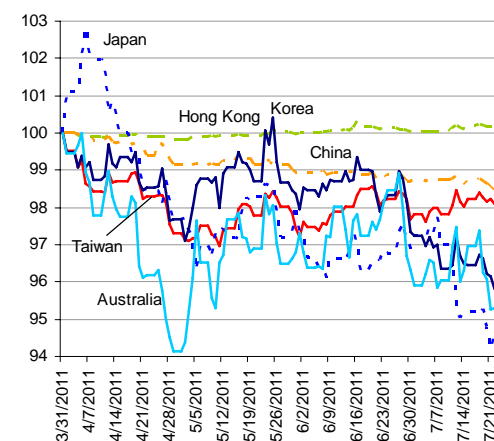
Source: BBVA Research and Bloomberg

Chart 8  
Stock Markets



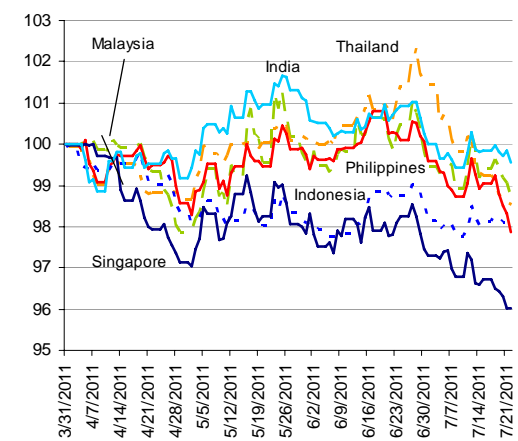
Source: BBVA Research and Bloomberg

Chart 9  
Foreign Exchange Markets



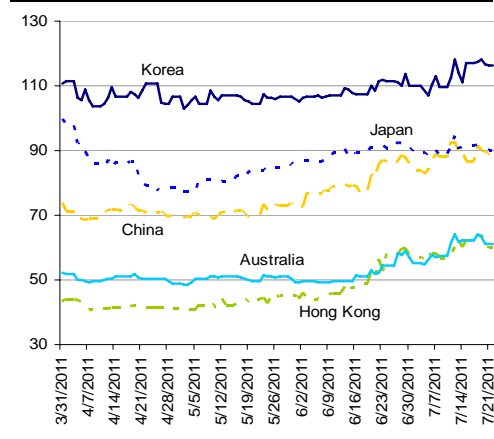
Source: BBVA Research and Bloomberg

Chart 10  
Foreign Exchange Markets



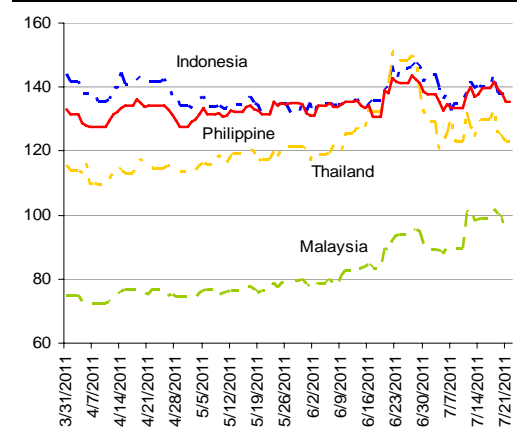
Source: BBVA Research and Bloomberg

Chart 11  
Credit Default Swaps



Source: BBVA Research and Bloomberg

Chart 12  
Credit Default Swaps



Source: BBVA Research and Bloomberg

**DISCLAIMER**

This document and the information, opinions, estimates and recommendations expressed herein, have been prepared by Banco Bilbao Vizcaya Argentaria, S.A. (hereinafter called "BBVA") to provide its customers with general information regarding the date of issue of the report and are subject to changes without prior notice. BBVA is not liable for giving notice of such changes or for updating the contents hereof.

This document and its contents do not constitute an offer, invitation or solicitation to purchase or subscribe to any securities or other instruments, or to undertake or divest investments. Neither shall this document nor its contents form the basis of any contract, commitment or decision of any kind.

**Investors who have access to this document should be aware that the securities, instruments or investments to which it refers may not be appropriate for them due to their specific investment goals, financial positions or risk profiles, as these have not been taken into account to prepare this report.** Therefore, investors should make their own investment decisions considering the said circumstances and obtaining such specialized advice as may be necessary. The contents of this document are based upon information available to the public that has been obtained from sources considered to be reliable. However, such information has not been independently verified by BBVA and therefore no warranty, either express or implicit, is given regarding its accuracy, integrity or correctness. BBVA accepts no liability of any type for any direct or indirect losses arising from the use of the document or its contents. Investors should note that the past performance of securities or instruments or the historical results of investments do not guarantee future performance.

**The market prices of securities or instruments or the results of investments could fluctuate against the interests of investors. Investors should be aware that they could even face a loss of their investment. Transactions in futures, options and securities or high-yield securities can involve high risks and are not appropriate for every investor. Indeed, in the case of some investments, the potential losses may exceed the amount of initial investment and, in such circumstances, investors may be required to pay more money to support those losses. Thus, before undertaking any transaction with these instruments, investors should be aware of their operation, as well as the rights, liabilities and risks implied by the same and the underlying stocks. Investors should also be aware that secondary markets for the said instruments may be limited or even not exist.**

BBVA or any of its affiliates, as well as their respective executives and employees, may have a position in any of the securities or instruments referred to, directly or indirectly, in this document, or in any other related thereto; they may trade for their own account or for third-party account in those securities, provide consulting or other services to the issuer of the aforementioned securities or instruments or to companies related thereto or to their shareholders, executives or employees, or may have interests or perform transactions in those securities or instruments or related investments before or after the publication of this report, to the extent permitted by the applicable law.

BBVA or any of its affiliates' salespeople, traders, and other professionals may provide oral or written market commentary or trading strategies to its clients that reflect opinions that are contrary to the opinions expressed herein. Furthermore, BBVA or any of its affiliates' proprietary trading and investing businesses may make investment decisions that are inconsistent with the recommendations expressed herein. No part of this document may be (i) copied, photocopied or duplicated by any other form or means (ii) redistributed or (iii) quoted, without the prior written consent of BBVA. No part of this report may be copied, conveyed, distributed or furnished to any person or entity in any country (or persons or entities in the same) in which its distribution is prohibited by law. Failure to comply with these restrictions may breach the laws of the relevant jurisdiction.

In the United Kingdom, this document is directed only at persons who (i) have professional experience in matters relating to investments falling within article 19(5) of the financial services and markets act 2000 (financial promotion) order 2005 (as amended, the "financial promotion order"), (ii) are persons falling within article 49(2) (a) to (d) ("high net worth companies, unincorporated associations, etc.") Of the financial promotion order, or (iii) are persons to whom an invitation or inducement to engage in investment activity (within the meaning of section 21 of the financial services and markets act 2000) may otherwise lawfully be communicated (all such persons together being referred to as "relevant persons"). This document is directed only at relevant persons and must not be acted on or relied on by persons who are not relevant persons. Any investment or investment activity to which this document relates is available only to relevant persons and will be engaged in only with relevant persons. The remuneration system concerning the analyst/s author/s of this report is based on multiple criteria, including the revenues obtained by BBVA and, indirectly, the results of BBVA Group in the fiscal year, which, in turn, include the results generated by the investment banking business; nevertheless, they do not receive any remuneration based on revenues from any specific transaction in investment banking.

BBVA is not a member of the FINRA and is not subject to the rules of disclosure affecting such members.

**"BBVA is subject to the BBVA Group Code of Conduct for Security Market Operations which, among other regulations, includes rules to prevent and avoid conflicts of interests with the ratings given, including information barriers. The BBVA Group Code of Conduct for Security Market Operations is available for reference at the following web site: [www.bbva.com](http://www.bbva.com) / Corporate Governance".**

**BBVA is a bank supervised by the Bank of Spain and by Spain's Stock Exchange Commission (CNMV), registered with the Bank of Spain with number 0182.**