

Weekly Watch

Mexico

July 22, 2011

Economic Analysis

J. Julián Cubero
juan.cubero@bbva.bancomer.com

Market Analysis

Octavio Gutiérrez Engemann
o.gutierrez3@bbva.bancomer.com

Next week...

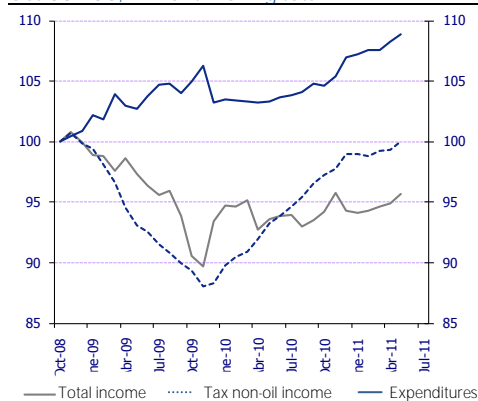
...Mexico also has public finance

The extraordinary meeting of the Heads of State and Governments of the Eurozone on Thursday provided positive news although aspects remain to be hammered out in resolving Greece's solvency problems and eliminating any spread to other countries in the zone which will remain under market scrutiny with regard to payment of some European sovereign debt. In the US, meanwhile, negotiations continue to raise the public debt threshold and avoid default from the beginning of August and, in this event, the downgrading already announced by ratings agencies. In Mexico, budget data, information for June coming next week, show a consistent improvement in revenues with growth in output and higher tax rates from 2010. As for expenses, there were also increases linked to investment and with other expenses, highly inertial, and more so with the higher oil price – the reference for transfers to states. As can be seen in the chart below, the increase in the former is lower than in the latter giving budget levels as a percentage of GDP at 2.9% in 1Q11 (1% deficit without debt interest payments). These figures are much better than for other economies and mean no risk of an increase in public debt with present financing costs. Nonetheless, the deficit not falling after two years of growth at an average 5% does highlight the weaknesses in Mexican public finances pointed out often in the past: upward inertia in expenses and a low income base, as well as volatility due to double exposition to the economic cycle, output and oil.

Relief in risk premiums thanks to EU agreements, the fiscal situation in the US will come into the spotlight while domestic inflation sees surprise upswing

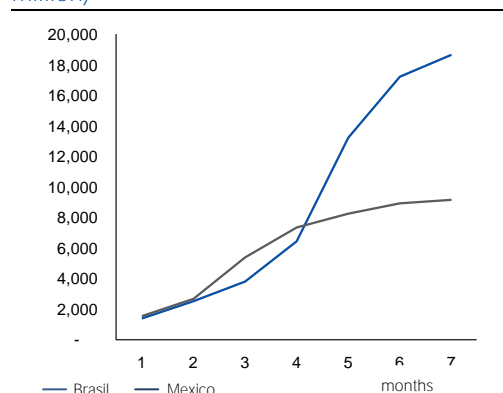
The major advances in solving the sovereign debt crisis in Europe (June 21) contributed to relief in risk tensions. In addition, real estate and manufacturing output data for the US supported the MXN. Fixed income saw lower demand due to safe-haven assets meaning the yield curve in the US and Mexico moved up. Despite the surprise upswing in total inflation, core inflation remains stable and, therefore, no change is seen in the interest rate stability scenario. Volatility will continue due to the still unresolved agreement to increase the US debt threshold.

Chart 1
Mexico, budget figures
Oct-08=100, 12 month rolling total



Source: BBVA Research with SHCP data

Chart 2
Placement in domestic credit market (in USD million)



Source: BBVA Research with data from Bloomberg

Calendar: Indicators

Economic Activity Index (IGAE) (May, July 27)

Forecast: 0.3% m/m (3.2% y/y)

Consensus: N.A.

Prev: 0.4% m/m (3.4% y/y)

Economic Analysis

 Cecilia Posadas
 c.posadas@bbva.bancomer.com

 Pedro Uriz
 Pedro.uriz2@bbva.bancomer.com

We believe that there are reasons for the IGAE to remain relatively stable for May. On the one hand, manufacturing saw good growth (a positive +1.1% m/m upswing) which ended the run of falls. Although growth is concentrated in certain manufacturing sectors and there are still major lags in sectors such as construction, the aggregate dynamic was good. On the other, available services data showed contrasting results: on the one hand, services (aggregate income index for non-financial private services) saw a good performance (0.9% m/m, 0.7% on average in the first four months of the year) while sales saw major contractions (-2.1% m/m, 0.4% on average in the first four months). In all, we estimate growth will have remained at a similar rate to the previous month, continuing the temporary moderation outlook linked to overseas downturns.

Trade Balance (June, July 26)

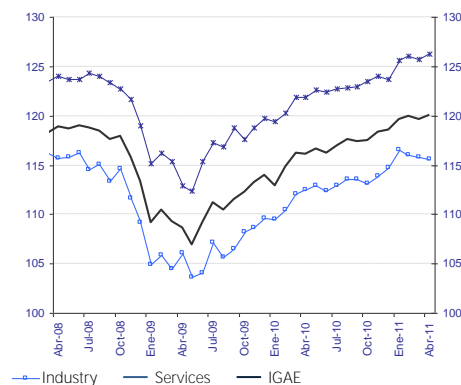
Forecast: 252 md.

Consensus: N.A.

Previous: 555 md

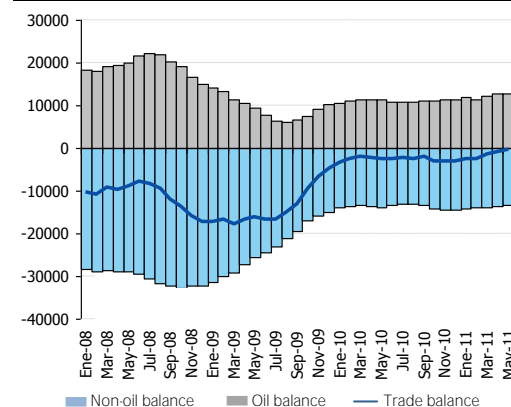
The Trade Balance for June will continue to show a surplus thanks to higher exports, contrasting with domestic demand. However, this surplus will slowly recede as the oil price moves down thanks to the gradual easing of tension in the Middle East and high inventory levels in OECD countries. In terms of trade levels, the coming months will be important to see the effects that the lower output rate in the US may have on Mexico.

Chart 1
IGAE, index (2003=100)



Source: BBVA Research with Banxico data

Chart 4
Trade balance (md) 12-month rolling average



Source: BBVA Research and INEGI

Markets

Relief in risk premiums thanks to EU agreements, the fiscal situation in the US will come into the spotlight

In addition to positive data and corporate reporting in the US, attention was focused on the extraordinary EU summit (Thursday 21) where a new rescue package for Greece was spelled out, with private participation and flexibility in regional fund policies (EFSF) and from the ECB. The latter favored a reduction in risk aversion translating into weekly gains in the Euro and MXN. In this way, the MXN saw one of the best performances in the LatAm region, rising 0.7% against the greenback. Looking forward, the debate on the US debt threshold will become more important on the markets, especially with the proposal from a group of Senators which could see volatility continue in the short-term. Over the week, the MXN could trade between 11.60 and 11.85.

Market Analysis

Macro LatAm Strategy
Octavio Gutiérrez Engemann
o.gutierrez3@bbva.bancomer.com
+5255 5621 9245

LatAm Equity
Chief Analyst
Rodrigo Ortega
r.ortega@bbva.bancomer.com
+52 55 5621 9701

Latam Credit Mexico
Chief Analyst
Edgar Cruz
edgar.cruz@bbva.bancomer.com
+52 55 5621 9774

Fixed-Income Analysis Mexico/Brazil
Chief Strategist
Ociel Hernández
o.hernandez@bbva.bancomer.com
+5255 5621 9616

Liliana Solís
liliana.solis@bbva.bancomer.com
+5255 5621 9877

FX Mexico // Brazil
Claudia Ceja
claudia.ceja@bbva.bancomer.com
+5255 5621 9715

Technical Analysis
Alejandro Fuentes
a.fuentes@bbva.bancomer.com
+52 55 5621 9975

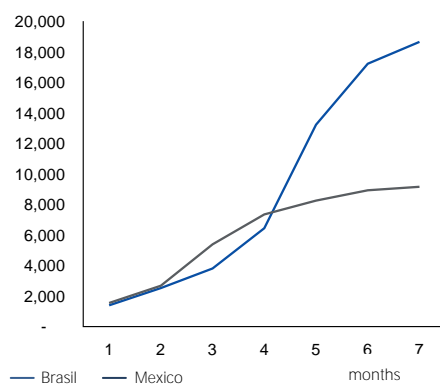
Less appetite for safe-haven assets moves the yield curves upward

In this global scenario, there was lower demand for safe-haven assets and, in turn, yields on UST bills saw upward pressure. In line with the movement in USTs, the domestic yield curve also moved up. However, volatility remains due to the lack of agreement to increase the US debt threshold. At the end of the week, inflation data were released which although seeing a surprise upswing, core data continue to be moderate implying no change to the interest rate stability scenario.

Quarterly reports supported stock market levels, while corporate debt placement is in line with the economic cycle

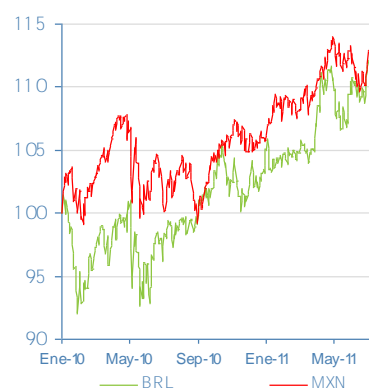
In the U.S. sales results were 0.3% higher and EPS were up 7.5%. In Mexico, reports were in line with estimate to date: sales were 1.5% up, EBITDA down 1.9%, but net profits remained at 1.5%. Despite this, the key factor is the global risk premium meaning the performance of capital markets has been relatively better in developed economies. In turn, the domestic debt market maintains a slow rate in line with growth in the economy. The domestic market has placed MXN 105.294 billion (+5% y/y) so far this year.

Chart 5
Placement in domestic credit market (in USD million)



Source: BBVA Research with data from Bloomberg

Chart 6
Relative performance of Latin American currencies (Jan 1=100)



Source: BBVA Research with data from Bloomberg

Market Analysis Equities

Technical Analysis

Alejandro Fuentes Pérez (*)
 afuentes@bbva.bancomer.com
 + 5255 5621 9705

(*) Writer(s) of the report

Technical Analysis IPC Stock Market Index



IPC: . We believe that after the -1500pts fall since July 4, the market is ready to see a short-term bounce. The spread between the 10 and 30-day rolling averages has practically closed and, although the RSI did not hit the 30pts zone (overselling), it started to bounce at 36pts. For the market to ease the short-term pressure more, it needs to close above 36,000pts and, therefore, above the 10 and 30-day rolling averages. This would allow it to look for a return to the 200-day rolling average (36,534pts). In order to again consider short-term risk, the IPC would have to come in below the intra-day minimum it hit in the week (35,100pts), opening up a pathway toward June's minimum ranges between 34,600 and 34,800pts.

Previous Rec.: We believe these floor zones should be respected and we could start to see a technical bounce.

Source: BBVA, Bancomer, Bloomberg

MXN




Dollar sees downward trend throughout the week. The support level hits between P\$11.60 and P\$11.55 which we could expect due to lack of overselling on oscillating indicators. We cannot see this floor being broken and should expect a bounce toward the P\$11.70 / P\$11.75 level.

Previous rec.: we could see the P\$11.80 resistance level being broken moving toward P\$12.00. This will continue as long as it does not break downward through P\$11.66.

Source: BBVA, Bancomer, Bloomberg

3Y M BOND



3Y M BOND: (yield): Although oscillating indicators are in oversell, it has not managed to come out of the downward trend it has traded in since April. Resistance at 5.31% and 5.39%. Support in the lower part of the negative range at 5.2% and 5.1%.

Previous rec.: It may carry this decline toward 5.26%.

Source: BBVA, Bancomer, Bloomberg

10Y M BOND



10Y M BOND (yield): Maintaining trading in the negative range. Resistances at 6.8%, 6.93% and 7.01%. Only above the latter can we consider a change in the trend. Downward, the next support is 6.66%.

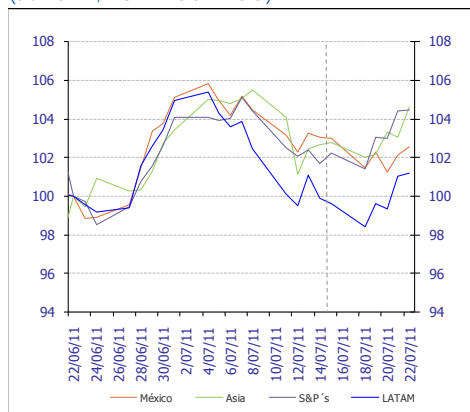
Previous rec.: new yearly minimum with chances of still seeking the 6.74% zone.

Source: BBVA, Bancomer, Bloomberg

Markets

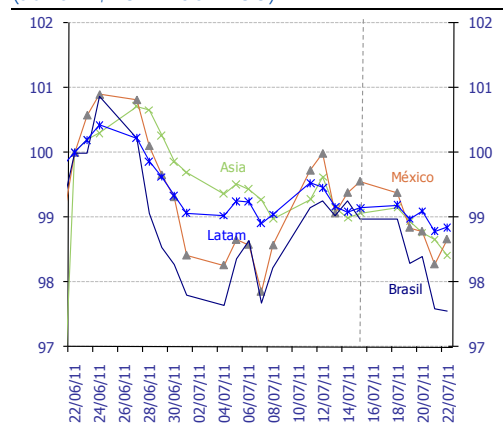
A packet of additional measure to deal with the debt crisis in Europe and bargain purchases created a rise on stock markets while the peso fell at the end of the week due to the strength of the dollar against other currencies.

Chart 7
Stock Markets: MSCI Indices
(June 22, 2011 index=100)



Source: Bloomberg & BBVA Research

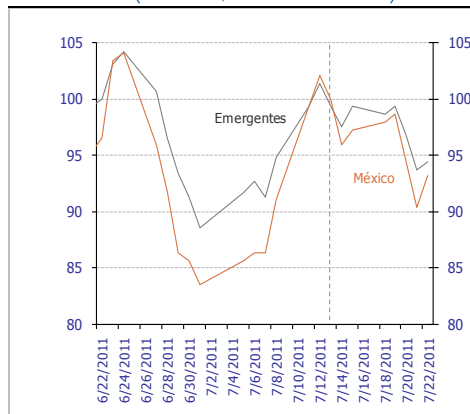
Chart 8
Foreign exchange: dollar exchange rates
(June 22, 2011 index=100)



Source: Bloomberg and BBVA Research. Note: LATAM includes Argentina, Brazil, Chile, Colombia and Peru. Asia includes the Philippines, South Korea, Taiwan, Singapore, Indonesia and Thailand. Non-weighted averages

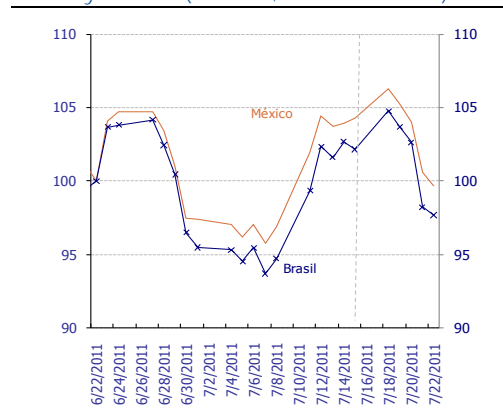
Fall in risk aversion after the release of measures to deal with the European debt crisis

Chart 9
Risk: EMBI+ (June 22, 2011 index=100)



Source: Bloomberg & BBVA Research

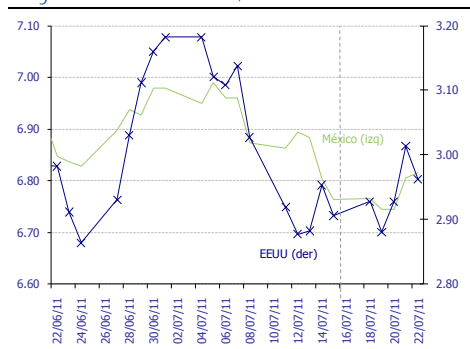
Chart 10
Risk: 5-year CDS (June 22, 2011 index=100)



Source: Bloomberg & BBVA Research

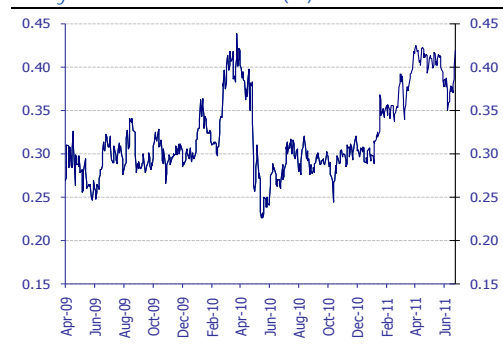
US rates fall due to expectations that an agreement on the US threshold is near. Rates in Mexico rise over the week influenced by US T-Bills.

Chart 11
10-year interest rates*, last month



Source: Bloomberg & BBVA Research

Chart 12
Carry-trade Mexico index (%)

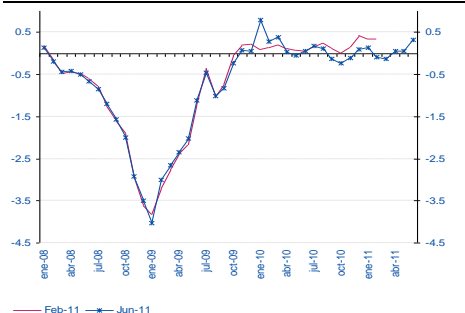


Source: BBVA Research with data from Bloomberg

Activity, inflation, monetary conditions

For the time being, recent output data point to moderation in April being temporary and linked to industrial output

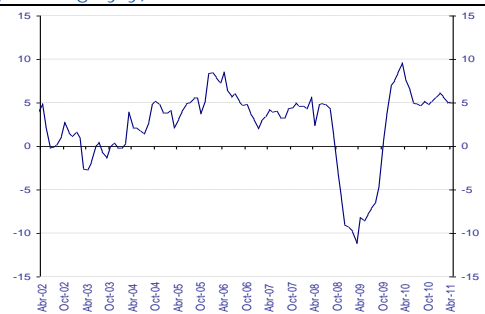
Chart 13
BBVA Research Synthetic Activity Indicator for the Mexican economy



Source: BBVA Research with data from INEGI, AMIA and BEA

Weighted sum of 21 different indicators of activity, expenditure and expectation, based on trend series.

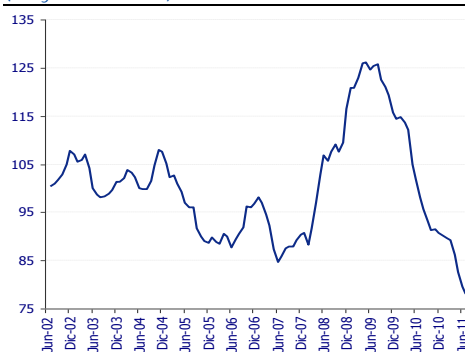
Chart 14
Advance Indicator of Activity (% change y/y)



Source: INEGI

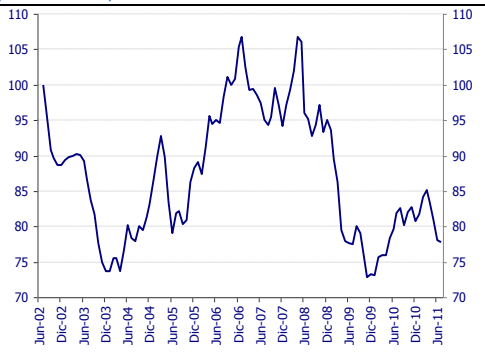
Recent inflationary surprises have been downward, while those concerning economic activity have been mixed.

Chart 15
Inflation Surprise Index (July 2002=100)



Source: BBVA Research with data from Banxico from the monthly surveys on the expectations of economic specialists in the private sector.

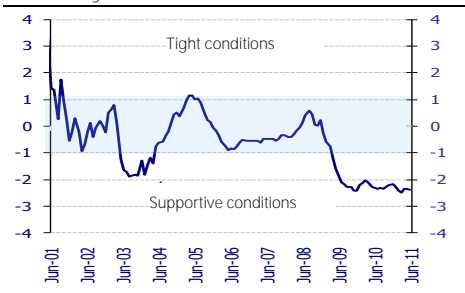
Chart 16
Activity Surprise Index (2002=100)



Source: BBVA Research with Bloomberg data. Difference between recorded data and the Bloomberg consensus for seven activity variables in Mexico. Standardized index. Rises (falls): positive (negative) surprises.

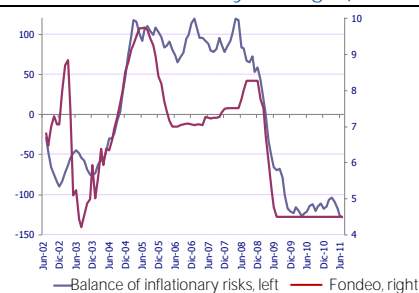
The monetary conditions have not changed and continue to be loose, with this loosening in fact increasing slightly in recent days.

Chart 17
Monetary Conditions Index



Source: BBVA Research

Chart 18
Balance of Inflationary Risks* and Lending Rate (standardized and %; monthly averages)



Source: BBVA Research. *Standardized, weighted index (between inflation and economic growth); uses economic indicators for activity and inflation. A rise in the index points to a greater weight of inflationary risks over growth risks and thus a greater likelihood of monetary restriction

IMPORTANT DISCLOSURES

Analysts' Certification

I, Octavio Gutiérrez, Rodrigo Ortega, Edgar Cruz, Claudia Ceja, Ociel Hernández, Liliana Solis and Alejandro Fuentes Pérez: hereby certify that the views expressed in this research report accurately reflect my personal views about the mentioned corporation(s) and its (their) securities. I also certify that I have not been, am not, and will not be receiving direct or indirect compensation in exchange for any specific recommendation in this report..

Rating, target price and price history information for the companies that are the subject of this report are available at www.bancomer.com

Receipt of Compensation / Provision of Services current as of 7/15/11

Management or Co- Management of Public Offering. Within the past twelve months, BBVA Bancomer, S.A., Institución de Banca Múltiple, Grupo Financiero BBVA Bancomer ("BBVA Bancomer"), and/or its affiliates, have participated as manager or co-manager in public offerings, and received compensation for these services, of the company(ies), which is(are) the subject of this report: Actinver, Banco Interacciones, Banco Inbursa, BNP, Bimbo, Caterpillar Credito, Cemex, Comisión Federal de Electricidad, Corporación Interamericana de Inversiones, Chedraui, Daimler, Embotelladoras Arca, El Puerto de Liverpool, Ferrocarril Mexicano, Fonacot, GE Capital Bank, General Electric, GMAC, Hipotecaria su Casita, HSBC, Maxcom, Megacable, Nemak, NRF(Nissan), OHL, Paccar, Pemex, Posadas, Prudential Fiancial, Ruba, Telmex Internacional, Telefónica Móviles México, Toyota, Urbi, VWLease.

Investment Banking Compensation. Within the past twelve months, BBVA Bancomer, and/or its affiliates, have received compensation for investment banking, common representation and credit related services from the Company/ies, which is(are) the subject of this report: Acciona, Aeromexico, Agropecuaria Santa Genoveva, Alsea, América Móvil, Asur, Avicola Pilgrim´s Pride de Mexico, Axtel, Bancomext, Banco de Credito e Inversiones, Banorte, BMV, Cemex, Cencosud, CIE, Cintra, Colbun, Comercial Mexicana, Comisión Federal de Electricidad, Concesionaria Mexiquense, Consorcio Comex, CAF, Controladora de Farmacias, Copamex, Coppel, Corporación Geo, Corporativo Arca, Corporación Moctezuma, Credito Inmobiliario, Daimler Chrysler de México, Dine, El palacio de Hierro, Elementia, Empresas Cablevisión, Endesa (Chile), Facileasing, Factoring Corporativo, Farmacias Benavides, FCC, Femsa, Ferrosur, Fomento de Infraestructura Turistica Cancun, Gas Natural Mexico, GEO, Gruma, Grupo Alfa, Grupo Ara, Grupo Brescia, Grupo Bimbo, Grupo Carso, Grupo Casa Saba, Grupo Cementos de Chihuahua (GCC), GAP, Grupo Comercial Chedraui, Grupo Collado, Grupo Comercial Gomo, Grupo Dermet, Grupo Elektra, Grupo Famsa, Grupo Femsa, Ford Credit Mexico, Grupo Financiero Inbursa, Grupo R, Grupo Scotiabank, Grupo Herdez, Grupo ICA, Grupo La Moderna, GMAC, Grupo Maseca, Grupo México, Grupo Posadas, Grupo R, Grupo Sanborns, Grupo TMM, Grupo Videomax, Grupo Xignux, Hilasal Mexicana, Homex, HSBC, Holcim (Apasco), Hylsamex, Imsa/Tarida/Ternium, Industrias Bachoco, Hipotecaria Casa Mexicana, Hipotecaria su Casita, ICA, Industrias Aluprint, Industrias CH, Industrias Peñoles, Inmobiliaria Ruba, Inter Ceramic, Kansas City Southern de México, Kaupthing Bank, Kimberly Clark México, Lamosa, Liverpool, Mabe, Manufacturas Kaltex, Medica Sur, Megacable, Mexichem, Minera los Pelambres, Molymet, Municipio de Aguascalientes, Nadro, Nafin, NRF México, Nemak, OHL, Paccar, Pasa, Pemex, Petrotex, Pimsa, Plavicom, Prolec GE, Ruba, Sare, Sears, Sigma, Simec, Scotia Bank Inverlat, Techint, Telefónica CTC, Telefónica Móviles, Telint, Tenaris, Toyota, Urbi, Value, Volcan Cia Minera, VWLease.

Expected Investment Banking and services Compensation. In the next three months, BBVA Bancomer, and/or any of its affiliates, expects to receive or intends to seek compensation for investment banking, common representation and credit related services from the company (ies) discussed in this report.

BBVA Bancomer acts as market maker/specialist in: MexDer Contrato de Futuros (Dólar de Estados Unidos de América (DEUA), TIIE de 28 días (TE28), Swap de TIIE, CETES de 91 días (CE91)), Bonos M, Bonos M3, Bonos M10, Índice de Precios y Cotizaciones de la BMV (IPC), Contrato de Opciones (IPC, Acciones América Móvil, Cemex, CPO, Femsa UBD, Gcarso A1, Telmex L), Udibonos.

BBVA acts as market maker/specialist in Latibex: Alfa, AMX, Corporación Geo, Grupo Modelo, ICA, Sare, Telmex.

BBVA Bancomer, is recognized by Mexico´s Finance Ministry as a market improver and acts as a market maker/specialists in MEXDER, Mercado Mexicano de Derivados.

Ownership Positions

BBVA Bancomer, and/or its affiliates holds, directly or indirectly, at least 1 % of the equity capital of the following company/ies whose shares are open to negotiation in organized markets and which is(are) the subject of this report: BOLSA, CEMEX VENEZUELA, GAP, GRUPO TELEVISIA, GRUPO VIDEOVISA, MAXCOM TELECOMUNICACIONES, PASA.

BBVA Bancomer, and/or its affiliates hold(s), directly or indirectly; as of the end of the last quarter, at least a 10 % of it's investment portfolio, or 10% of the amount issued, of the securities or underlying investments issued by the companies which is(are) the subject of this report: AXTEL.

Other Disclosures

To the best of BBVA Bancomer's knowledge, a Member of it's Board, it's CEO or Senior Manager holding a direct reporting position to BBVA Bancomer's CEO holds a similar position in any of the following company/ies which is(are) the subject of this report: Alfa, Alsea, Amx, Asur, Bimbo, CMR, Dine, Femsa, GAP, Gmodelo, Grupo financiero Inbursa, Grupo Carso, Grupo Posadas, Hogar, Invex, Kof, Kuo, Liverpool, Maseca, Oma, Peñoles, Sanborns Hermanos, Sears Roebuck, Telecom, Telefónica Móviles México, Telmex, Tenaris, Tlevisa, Urbi, Vitro.

Additional Information and Disclaimer

Ratings and Price Targets

As of March 31, 2011, for the whole universe of companies which BBVA Bancomer, has under coverage there are 53% Buy ratings (including "Buy" and "Outperform"), 4% Neutral ratings and 43% Sell ratings (including "Sell" and "Underperform"). BBVA Bancomer or any of its affiliates has rendered Investment Banking services or participated as manager and/or co-manager in public offerings in 57% of the Buy ratings, 14% of the Neutral ratings and in 29% of the Sell ratings.

Ratings are set on a six-month or year-end basis against the relevant benchmark. BBVA Bancomer issues three equity recommendations: Outperform: Upside potential of more than 5% vs. the market. Neutral: Stock is expected to perform in line with the market (+/-5%). Underperform: Expected downside of at least 5% vs. the market:

Recommendations reflect the stock's expected performance vs the market, within a specified period. This performance may be explained by the fundamental stock valuation method and other factors. The fundamental stock valuation method used by BBVA Bancomer S.A., is based on a combination of one or more generally accepted financial analysis methodologies, which may include, multiples, discounted cash flows, sum of parts or any other methodology that applies to the particular case. Notwithstanding other factors include newsflows, benefit timing, M & A's and market's appetite in a given sector. These factors can lead to a recommendation contrary to that indicated by the simple fundamental valuation results and its comparison with direct quotations.

This document and the information, opinions, estimates and recommendations expressed herein, have been prepared by BBVA Global Markets Research an affiliate of Banco Bilbao Vizcaya Argentaria, S.A. (BBVA) and/or BBVA Bancomer, to provide their or its customers with general information as of the date of the report and are subject to changes without prior notice. BBVA Bancomer is not liable for giving notice of such changes or for updating the contents hereof. This document and its contents do not constitute an offer, invitation or solicitation to purchase or subscribe to any securities or other instruments, or to undertake or divest investments. Neither shall this document nor its contents form the basis of any contract, commitment or decision of any kind. For more information please contact the persons included in the directory of this document.

The determination of a price target does not imply any warranty that it will be attained. For a discussion of the risks associated with the attainment of price targets, which depend on intrinsic and extrinsic factors that affect both the performance and trends prevailing in the market on which the recommended securities is traded and/or offered, please refer to our recently published documents, which are available via e-mail, contact our analysts or visit our internet site www.bancomer.com.

Investors who have access to this document should be aware that the securities, instruments or investments to which it refers may not be appropriate for them due to their specific investment goal, financial position or risk profile, for these have not been taken into account in the preparation of this report. Therefore, investors should make their own investment decisions considering the said circumstances and obtaining such specialized advice as may be necessary. Investors should note that the past performance of securities or instruments or the historical results of investments do not guarantee future performance. The market prices of securities or instruments or the results of investments could fluctuate against the interests of investors. Investors should be aware that they could even face a loss of their investment.

The contents of this document are based upon information available to the public that has been obtained from sources considered to be reliable. However, such information has not been independently verified by BBVA Bancomer, and therefore no warranty, either express or implicit, is given regarding its accuracy, integrity or correctness. BBVA Bancomer, accepts no liability of any type for any direct or indirect losses arising from the use of the document or its contents.

Investors should note that the past performance of securities or instruments or the historical results of investments do not guarantee future performance. The market prices of securities or instruments or the results of investments could fluctuate against the interests of investors. Investors should be aware that they could even face a loss of their investment.

Transactions in futures, options or high-yield securities can involve high risk and are not appropriate for every investor. Indeed, in the case of some investments, the potential losses may exceed the amount of the initial investment; in such circumstance, investors may be required to pay more money to support those losses. Thus, before undertaking any transaction with these instruments, investors should be aware of their characteristics, as well as the rights, liabilities and risks associated with these securities and their underlying investments. Investors should also be aware that secondary markets for the said instruments may be limited or may not exist.

BBVA Bancomer, or any of its affiliates, as well as their respective executives and employees, may have a position in any of the securities or instruments referred to, directly or indirectly, in this document, or in any other related thereto; they may trade for their own account or for third-party account in those securities, provide consulting or other services to the issuer of the aforementioned securities or instruments or to companies related thereto or to their shareholders, executives or employees, or may have interests or perform transactions in those securities or instruments or related investments before or after the publication of this report, to the extent permitted by the applicable law.

BBVA Bancomer BBVA Securities Inc., BBVA Brazil, BBVA Continental, BBVA Banco Frances, BBVA Chile or any affiliate of the BBVA Group, of its affiliates' salespeople, traders, and other professionals may provide oral or written market commentary or trading strategies to its clients that reflect opinions that are contrary to the opinions expressed herein. Furthermore, BBVA Bancomer or any of its affiliates' BBVA Securities Inc., BBVA Brazil, BBVA Continental, BBVA Banco Frances, BBVA Chile or any affiliate of the BBVA Group's proprietary trading and investment businesses may make investment decisions that are inconsistent with the recommendations expressed herein.

No part of this document may be (i) copied, photocopied or duplicated by any other form or means (ii); redistributed or forwarded; or (iii) quoted, without the prior written consent of BBVA Bancomer. No part of this report may be copied, conveyed, distributed or furnished to any person or entity in any country (or persons or entities in the same) in which its distribution is prohibited by law. Failure to comply with these restrictions may breach the laws of the relevant jurisdiction.

This document is provided in the United Kingdom solely to those persons to whom it may be addressed according to the Financial Services and Markets Act 2000 (Financial Promotion) Order 2001 and it is not to be directly or indirectly delivered to or distributed among any other type of persons or entities. In particular, this document is only aimed at and can be delivered to the following persons or entities (i) those outside the United Kingdom (ii) those with expertise regarding investments as mentioned under Section 19(5) of Order 2001, (iii) high net-worth entities; and (iv) any other person or entity under Section 49(1) of Order 2001 to whom the contents hereof can be legally revealed.

This document is being distributed for BBVA Bancomer in Singapore by Banco Bilbao Vizcaya Argentaria (BBVA), Singapore Branch purely as a resource and for general informational purposes only, and is intended for general circulation. Accordingly, this research document does not take into account the specific investment objectives, financial situation, or needs of any particular person and is exempted from the same by Regulation 34 of the Financial Advisers Regulations ("FAR") (as required under Section 27 of the Financial Advisers Act (Cap. 110) of Singapore ("FAA")).

Please note Banco Bilbao Vizcaya Argentaria (BBVA) is not an Authorised Deposit taking Institution within the meaning of the Banking Act 1959 nor is it regulated by the Australian Prudential Regulatory Authority (APRA).

The remuneration system concerning the analyst/s author/s of this report is based on multiple criteria, including the results obtained by BBVA Bancomer BBVA Securities Inc., BBVA Brazil, BBVA Continental, BBVA Banco Frances, BBVA Chile and by BBVA Group in the fiscal year, which, in turn, include the results generated by the investment banking business, common representation or credit related services; nevertheless, they do not receive any remuneration based on revenues from the mentioned areas or a specific transaction in investment banking, common representation or credit related services.

The information contained in this document should be taken only a general guide on matters that may be of interest. The application and impact of the laws may vary substantially depending on specific circumstances. Changes in regulations and the risks inherent in electronic communication may cause delays, omissions, or inaccuracy in the information contained in this site. Accordingly, the information contained in the site is supplied on the understanding that the authors and editors do not hereby intend to supply any form of consulting, legal, accounting or other advice. As such, it should not be considered a substitute for the direct advice provided by accounting and fiscal advisors or other competent consultants.

All images and texts are the property of BBVA Bancomer and may not be downloaded from the Internet, distributed, stored, re-used, re-transmitted, modified or used in any way, except as specified in this document, without the express written consent of BBVA Bancomer. BBVA Bancomer reserves all intellectual property rights to the fullest extent of the law. None of the information contained herein may be interpreted as a concession by implication, exclusion or any other means, of any patent or brand of BBVA Bancomer or of any third party. Nothing established herein should be interpreted as a concession of any license or right under any BBVA Bancomer copyright.

BBVA Bancomer, as well as its executives and employees have adopted the Código de Conducta de Grupo Financiero BBVA Bancomer, which is available in our internet site www.bancomer.com.

BBVA Bancomer, BBVA and the entities of the BBVA Group, including BBVA Global Markets Research, are subject to BBVA Group Policy on Conduct in the Securities Markets. In each entity where the Group Conducts Businesses in the Security Markets, the Policy is supplemented with the Internal Standards of Conduct which, among other regulations, include rules to prevent and avoid conflicts of interests with the ratings given, including information barriers. The BBVA Group Code of Conduct for Security Market Operations is available for reference at the following web site: www.bbva.com / Corporate Governance / Conduct in the Securities Markets.

BBVA Bancomer is regulated by the Comisión Nacional Bancaria y de Valores.

“Banco Bilbao Vizcaya Argentaria S.A. (CE number AFR194) is regulated by the Hong Kong Monetary Authority and the Securities and Futures Commission in Hong Kong”

BBVA Bancomer BBVA Brazil, BBVA Continental, BBVA Banco Frances, BBVA Chile as well as other entities in the BBVA Group that are not members of the *FINRA* (Financial Industry Regulatory Authority), are not subject to the rules of disclosure affecting such members.

This material is being distributed into the United States in reliance on an exemption from broker-dealer registration under Rule 15a-6 of the Rules under the Securities Exchange Act of 1934. Any trades in the securities discussed in this report must be effected through a U.S. registered broker/dealer as we are not authorized to accept any order to effect trades in any security discussed in this report within the U.S.