

# Weekly Watch

Mexico

August 12, 2011

## Economic Analysis

Cecilia Posadas  
c.posadas@bbva.bancomer.com

## Market Analysis

Octavio Gutiérrez Engemann  
o.gutierrez3@bbva.bancomer.com

## Next week...

### Second-quarter GDP

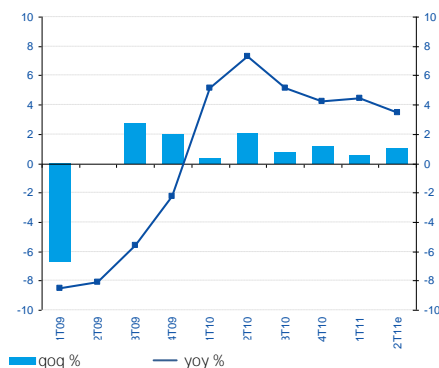
After the negative impact on output in the wake of events such as the break in the supply chain caused by the tsunami in Japan, the manufacturing sector improved in April and May (average monthly growth in manufacturing in April and May was 0.7% compared with a fall of 0.2% in the previous two months). The same was not true in June, when manufacturing industry moderated with bad results in a number of sectors, including a slight downturn in automotive production. Manufacturing exports grew at a monthly average of 1.2% in the second quarter, slightly under the 1.4% of the previous quarter. Some indicators more directly linked to domestic demand, such as consumer confidence, recovered over the last two months of the reference period. The improvement was reflected in retail sales and the indicator of aggregate revenues in the service sector; both posted significant growth figures in April, although they moderated in May. The construction industry grew at an average of 0.4% m/m in the second quarter, which compares favorably with the fall of 0.2% in the first quarter. It is worth noting that employment in the private formal sector of the economy continued to grow at a rate of 0.3% m/m throughout the first half of the year. This is key to sustaining domestic demand.

Based on these economic indicators, we estimate that GDP has grown by a quarterly 1% (seasonally adjusted series, 3.4% y/y). This represents an improvement on the 0.5% q/q rate of the previous quarter.

## Strong upturn in global risk aversion directly impacts the asset market in Mexico: volatility will continue

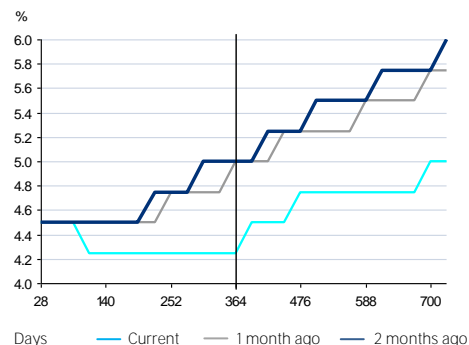
S&P's downgrade of the U.S. triggered a vicious cycle in the markets, with fears of a global recession and fiscal weakness in countries suffering from sovereign risk problems. There was a swift reaction in monetary policy, leading to expectations of low interest rates at least until mid-2013 in the U.S. and prospects of liquidity injections by various central banks around the world. In Mexico, markets are discounting a scenario of a prolonged monetary pause more closely linked to the Fed. Meanwhile, the high level of volatility in the foreign-exchange, capital and corporate bond markets may continue over the week.

Chart 1  
Mexico: GDP (% change y/y and q/q)



Source: BBVA Research with INEGI data

Chart 2  
Implied funding rate on the swap curve (%)



Source: BBVA Research with data from Bloomberg

## Market Analysis

*Macro LatAm Strategy*  
 Octavio Gutiérrez Engemann  
 o.gutierrez3@bbva.bancomer.com  
 +5255 5621 9245

*LatAm Equity*  
 Chief Analyst  
 Rodrigo Ortega  
 r.ortega@bbva.bancomer.com  
 +52 55 5621 9701

*Latam Credit*  
 Mexico  
 Chief Analyst  
 Edgar Cruz  
 edgar.cruz@bbva.bancomer.com  
 +52 55 5621 9774

*Fixed-Income Analysis*  
 Mexico/Brazil  
 Chief Strategist  
 Ociel Hernández  
 o.hernandez@bbva.bancomer.com  
 +5255 5621 9616

Liliana Solís  
 liliana.solis@bbva.bancomer.com  
 +5255 5621 9877

*FX Mexico // Brazil*  
 Claudia Ceja  
 claudia.ceja@bbva.bancomer.com  
 +5255 5621 9715

*Technical Analysis*  
 Alejandro Fuentes  
 a.fuentes@bbva.bancomer.com  
 +52 55 5621 9975

## Markets

### The U.S. downgrade triggers strong global risk aversion and fears of a recession, with high exposure in Mexico

S&P's downgrade of the U.S. triggered a vicious cycle in the markets, with fears of a global recession and fiscal weakness in countries suffering from sovereign risk problems. Risks of contagion (e.g. France) and systemic risks have increased, so the markets will watch progress in political agreements in the U.S. and EU. Monetary policy reactions were quick off the mark: they included the Fed's statement that interest rates would remain exceptionally low at least until mid-2013 and that other policy tools (e.g. QE3) may be applied; the ECB purchased Italian and Spanish bonds; and there is a chance of more liquidity being injected by the central banks of England, Norway and Australia. The market is still beset by uncertainty, but is beginning to anticipate new liquidity injections in the U.S. (QE3), although their effect on reactivating the economy may be more limited.

As a result, the MXN suffered a strong upturn in its implied volatility, with a broad fluctuation band of between 12.76 and 12.01. It posted the biggest weekly loss among Latin American currencies, closing at 2.6% down for the week at around 12.3 MXN/USD. Over the next few days the broad fluctuation band may continue if there is a clear negative bias in the economic activity indicators to be published in the U.S.

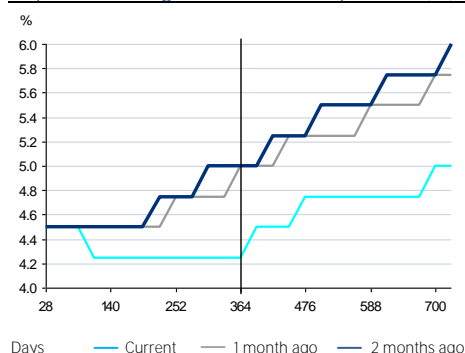
### New global monetary environment with increased liquidity bias

The deterioration in the global balance of economic activity and the moderate improvement in inflation has led to a more dovish monetary scenario for the local market. Banxico is now more likely to delay the tightening of the monetary policy cycle (in line with the Fed's monetary posture). The swap curve also discounts an implied funding rate of 4.25% from November to August of 2012, closing 2012 at 4.50%. This scenario is also suggested by the M bond curve, which has moved more than 10 bps down on average.

### Adjustment in the corporate risk premium and losses on the IPC index due to the level of exposure to the U.S. economy

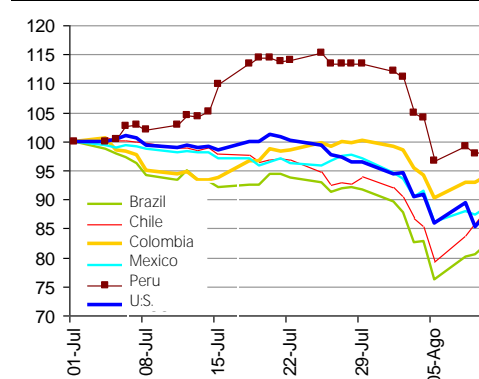
On the corporate front, fears of lower growth have made the movements on the Mexico stock market similar to the Dow Jones in the U.S., while there has been an upturn in the risk premiums of Mexican corporate bonds. Volatility will continue on the capital markets, and there may be profit-taking, given the major adjustments. In corporate bonds, upward adjustments have been more limited in Mexico than in Brazil. The major issue of corporate Brazilian bonds on international markets and lower issue of Mexican corporate bonds have led to investors holding an excess of corporate Latin American paper (except for Mexico).

Chart 5  
 Implied funding rate on the swap curve (%)



Source: BBVA Research with data from Bloomberg

Chart 6  
 Latin American stock markets (1-Jul-2011=100)



Source: BBVA Research with data from Bloomberg

Market Analysis  
 Equities

## Technical Analysis

 Alejandro Fuentes Pérez (\*)  
 afuentes@bbva.bancomer.com  
 + 5255 5621 9705

(\*) Writer(s) of the report

## Technical Analysis

### IPC Stock Market Index



Following a fall of 12% after 29 July, the IPC index began to pull back with a recovery of 6.3% so far. It may find the first zone of resistance at a 10-day moving average of 33,600 points. It is highly probable that before the IPC returns to the 30-day moving average level (35,200 points), this upturn will be used for quick profit-taking and it will revert to levels of close to 33,000 points. We believe that a return of this nature should be used to take up new positions, as the short-term oscillators are still far from the overbuying zones, even with this upturn.

Previous Rec.: We believe that these forward conditions in the negative movement should lead to a technical bounce or a pull-back that discounts some of the weekly decline.

Source: BBVA, Bancomer, Bloomberg

### MXN



Strong volatility over the week, which took the dollar to over the resistance levels of MXN 12.00 and MXN 12.20, leading to a very high level of overbuying in the short-term oscillators. With strong resistance at MXN 12.50, we believe that it should return to the MXN 12.20 area or even MXN 12.00 before breaking this resistance.

Previous Rec.: Signs of over-buying in the oscillators, combined with the psychological level and 200-day moving average should make it difficult to break through this zone.

Source: BBVA, Bancomer, Bloomberg

### 3Y M BOND

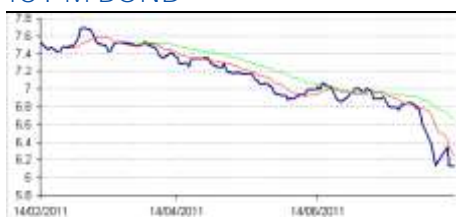


3Y M BOND: (yield): At minimum levels (4.79%) since November 2010. This time it bounced back to 6%. Initial resistance at 4.92% and 5.17%.

Previous Rec.: Support at 4.8% and resistance at 5.07% and 5.26%. Likely to see a short-term bounce.

Source: BBVA, Bancomer, Bloomberg

### 10Y M BOND



10Y M BOND (yield): Can still find levels of 6% that are equivalent to the minimums of the previous year (August and October). A bounce might encounter resistance at 6.3% and 6.5%.

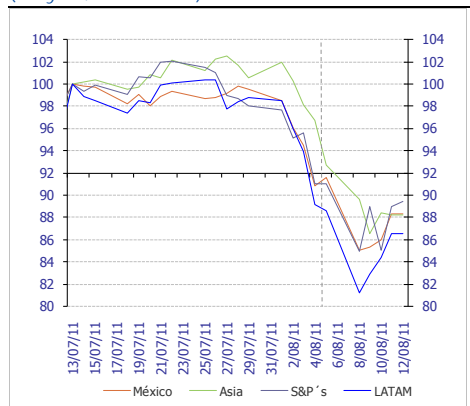
Previous Rec.: Bounce towards resistance at 6.5% and 6.77%.

Source: BBVA, Bancomer, Bloomberg

### Markets

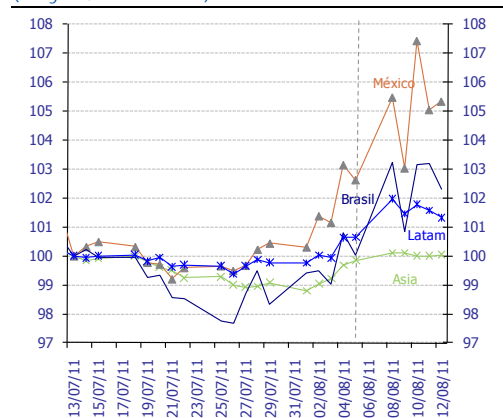
The U.S. downgrade increased uncertainty in an environment of doubts about economic recovery and fiscal problems in Europe. The fall in stock markets and currency depreciation was reversed in part with slightly better than expected retail sales figures in the U.S.

Chart 7  
Stock Markets: MSCI Indices  
(July 13, 2011 = 100)



Source: Bloomberg & BBVA Research

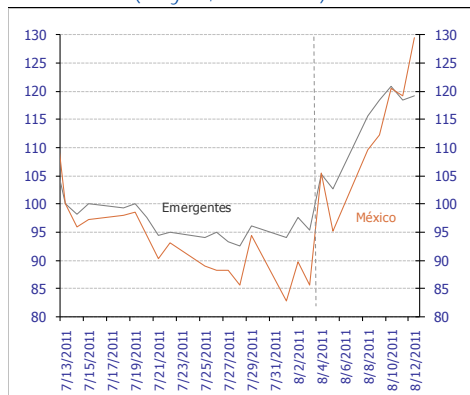
Chart 8  
Foreign exchange: dollar exchange rates  
(July 13, 2011 = 100)



Source: Bloomberg and BBVA Research. Note: LATAM includes Argentina, Brazil, Chile, Colombia and Peru. Asia includes the Philippines, South Korea, Taiwan, Singapore, Indonesia and Thailand. Non-weighted averages

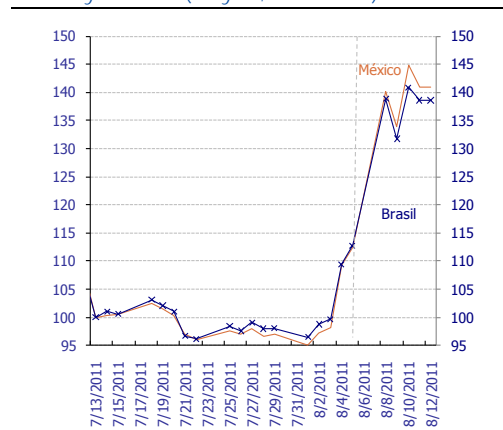
Rise in risk aversion following the downgrade of the U.S. and the lack of definitive solutions to fiscal problems in Europe

Chart 9  
Risk: EMBI+ (July 13, 2011 = 100)



Source: Bloomberg & BBVA Research

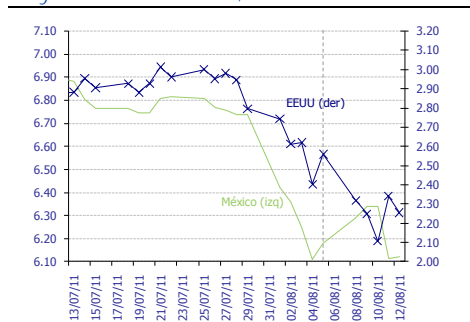
Chart 10  
Risk: 5-year CDS (July 13, 2011 = 100)



Source: Bloomberg & BBVA Research

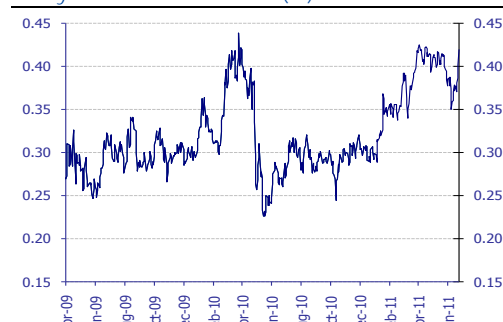
Fall in U.S. rates in the face of demand for safe-haven assets (flight to quality). Rates in Mexico weaken their links with U.S. T-bonds in a volatile environment

Chart 11  
10-year interest rates\*, last month



Source: Bloomberg & BBVA Research

Chart 12  
Carry-trade Mexico index (%)



Source: BBVA Research with data from Bloomberg

# Activity, inflation, monetary conditions

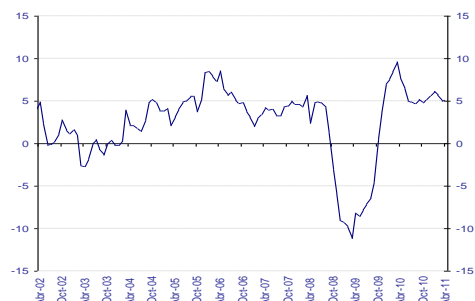
For the time being, recent output data point to moderation in April being temporary and linked to industrial output

Chart 13  
BBVA Research Synthetic Activity Indicator for the Mexican economy



Source: BBVA Research with data from INEGI, AMIA and BEA  
Weighted sum of 21 different indicators of activity, expenditure and expectation, based on trend series.

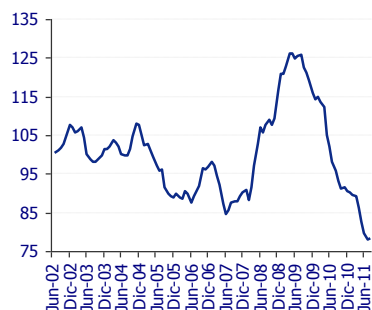
Chart 14  
Advance Indicator of Activity (% change y/y)



Source: INEGI

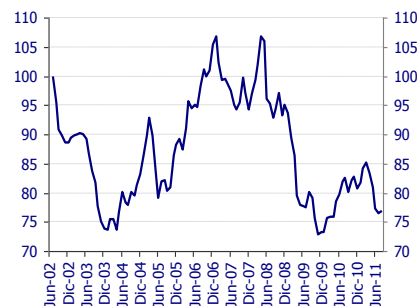
Recent inflationary surprises have been downward, while those concerning economic activity have been mixed.

Chart 15  
Inflation Surprise Index (July 2002=100)



Source: BBVA Research with data from Banxico from the monthly surveys on the expectations of economic specialists in the private sector.

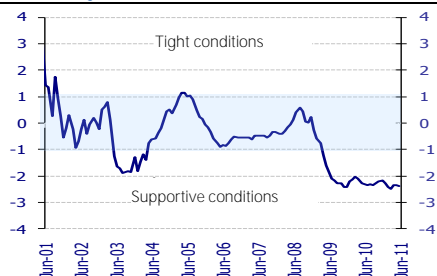
Chart 16  
Activity Surprise Index (2002=100)



Source: BBVA Research with Bloomberg data. Difference between recorded data and the Bloomberg consensus for seven activity variables in Mexico. Standardized index. Rises (falls): positive (negative) surprises.

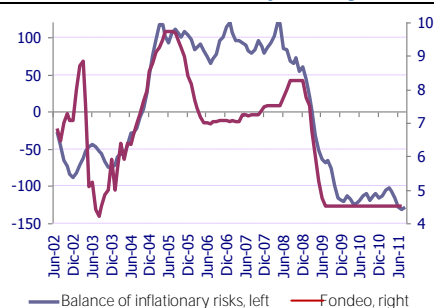
The monetary conditions have not changed and continue to be loose, with this loosening in fact increasing slightly in recent days.

Chart 17  
Monetary Conditions Index



Source: BBVA Research

Chart 18  
Balance of Inflationary Risks\* and Lending Rate (standardized and %; monthly averages)



Source: BBVA Research. \*Standardized, weighted index (between inflation and economic growth); uses economic indicators for activity and inflation. A rise in the index points to a greater weight of inflationary risks over growth risks and thus a greater likelihood of monetary restriction

## IMPORTANT DISCLOSURES

**Analysts' Certification**

I, Octavio Gutiérrez, Rodrigo Ortega, Edgar Cruz, Claudia Ceja, Ociel Hernández, Liliana Solis and Alejandro Fuentes Pérez: hereby certify that the views expressed in this research report accurately reflect my personal views about the mentioned corporation(s) and its (their) securities. I also certify that I have not been, am not, and will not be receiving direct or indirect compensation in exchange for any specific recommendation in this report..

Rating, target price and price history information for the companies that are the subject of this report are available at [www.bancomer.com](http://www.bancomer.com)

**Receipt of Compensation / Provision of Services current as of 7/15/11**

Management or Co- Management of Public Offering. Within the past twelve months, BBVA Bancomer, S.A., Institución de Banca Múltiple, Grupo Financiero BBVA Bancomer ("BBVA Bancomer"), and/or its affiliates, have participated as manager or co-manager in public offerings, and received compensation for these services, of the company(ies), which is(are) the subject of this report: Actinver, Banco Interacciones, Banco Inbursa, BNP, Bimbo, Caterpillar Credito, Cemex, Comisión Federal de Electricidad, Corporación Interamericana de Inversiones, Chedraui, Daimler, Embotelladoras Arca, El Puerto de Liverpool, Ferrocarril Mexicano, Fonacot, GE Capital Bank, General Electric, GMAC, Hipotecaria su Casita, HSBC, Maxcom, Megacable, Nemak, NRF(Nissan), OHL, Paccar, Pemex, Posadas, Prudential Fiancial, Ruba, Telmex Internacional, Telefónica Móviles México, Toyota, Urbi, VWLease.

Investment Banking Compensation. Within the past twelve months, BBVA Bancomer, and/or its affiliates, have received compensation for investment banking, common representation and credit related services from the Company/ies, which is(are) the subject of this report: Acciona, Aeromexico, Agropecuaria Santa Genoveva, Alsea, América Móvil, Asur, Avicola Pilgrim's Pride de Mexico, Axtel, Bancomext, Banco de Credito e Inversiones, Banorte, BMV, Cemex, Cencosud, CIE, Cintra, Colbun, Comercial Mexicana, Comisión Federal de Electricidad, Concesionaria Mexiquense, Consorcio Comex, CAF, Controladora de Farmacias, Copamex, Coppel, Corporación Geo, Corporativo Arca, Corporación Moctezuma, Credito Inmobiliario, Daimler Chrysler de México, Dine, El palacio de Hierro, Elementia, Empresas Cablevisión, Endesa (Chile), Facileasing, Factoring Corporativo, Farmacias Benavides, FCC, Femsa, Ferrosur, Fomento de Infraestructura Turistica Cancun, Gas Natural Mexico, GEO, Gruma, Grupo Alfa, Grupo Ara, Grupo Brescia, Grupo Bimbo, Grupo Carso, Grupo Casa Saba, Grupo Cementos de Chihuahua (GCC), GAP, Grupo Comercial Chedraui, Grupo Collado, Grupo Comercial Gomo, Grupo Dermat, Grupo Elektra, Grupo Famsa, Grupo Femsa, Ford Credit Mexico, Grupo Financiero Inbursa, Grupo R, Grupo Scotiabank, Grupo Herdez, Grupo ICA, Grupo La Moderna, GMAC, Grupo Maseca, Grupo México, Grupo Posadas, Grupo R, Grupo Sanborns, Grupo TMM, Grupo Videomax, Grupo Xignux, Hilasal Mexicana, Homex, HSBC, Holcim (Apasco), Hylsamex, Imsa/Tarida/Ternium, Industrias Bachoco, Hipotecaria Casa Mexicana, Hipotecaria su Casita, ICA, Industrias Aluprint, Industrias CH, Industrias Peñoles, Inmobiliaria Ruba, Inter Ceramic, Kansas City Southern de México, Kaupthing Bank, Kimberly Clark México, Lamosa, Liverpool, Mabe, Manufacturas Kaltex, Medica Sur, Megacable, Mexichem, Minera los Pelambres, Molymet, Municipio de Aguascalientes, Nadro, Nafin, NRF México, Nemak, OHL, Paccar, Pasa, Pemex, Petrotex, Pimsa, Plavicom, Prolec GE, Ruba, Sare, Sears, Sigma, Simec, Scotia Bank Inverlat, Techint, Telefónica CTC, Telefónica Móviles, Telint, Tenaris, Toyota, Urbi, Value, Volcan Cia Minera, VWLease.

Expected Investment Banking and services Compensation. In the next three months, BBVA Bancomer, and/or any of its affiliates, expects to receive or intends to seek compensation for investment banking, common representation and credit related services from the company (ies) discussed in this report.

BBVA Bancomer acts as market maker/specialist in: MexDer Contrato de Futuros (Dólar de Estados Unidos de América (DEUA), TIIE de 28 días (TE28), Swap de TIIE, CETES de 91 días (CE91)), Bonos M, Bonos M3, Bonos M10, Índice de Precios y Cotizaciones de la BMV (IPC), Contrato de Opciones (IPC, Acciones América Móvil, Cemex, CPO, Femsa UBD, Gcarso A1, Telmex L), Udibonos.

BBVA acts as market maker/specialist in Latibex: Alfa, AMX, Corporación Geo, Grupo Modelo, ICA, Sare, Telmex.

BBVA Bancomer, is recognized by Mexico's Finance Ministry as a market improver and acts as a market maker/specialists in MEXDER, Mercado Mexicano de Derivados.

---

Ownership Positions

---

BBVA Bancomer, and/or its affiliates holds, directly or indirectly, at least 1 % of the equity capital of the following company/ies whose shares are open to negotiation in organized markets and which is(are) the subject of this report: BOLSA, CEMEX VENEZUELA, GAP, GRUPO TELEVISIA, GRUPO VIDEOVISA, MAXCOM TELECOMUNICACIONES, PASA.

BBVA Bancomer, and/or its affiliates hold(s), directly or indirectly; as of the end of the last quarter, at least a 10 % of it's investment portfolio, or 10% of the amount issued, of the securities or underlying investments issued by the companies which is(are) the subject of this report: AXTEL.

---

Other Disclosures

---

To the best of BBVA Bancomer's knowledge, a Member of it's Board, it's CEO or Senior Manager holding a direct reporting position to BBVA Bancomer's CEO holds a similar position in any of the following company/ies which is(are) the subject of this report: Alfa, Alsea, Amx, Asur, Bimbo, CMR, Dine, Femsa, GAP, Gmodelo, Grupo financiero Inbursa, Grupo Carso, Grupo Posadas, Hogar, Invex, Kof, Kuo, Liverpool, Maseca, Oma, Peñoles, Sanborns Hermanos, Sears Roebuck, Telecom, Telefónica Móviles México, Telmex, Tenaris, Tlevisa, Urbi, Vitro.

---

Additional Information and Disclaimer

---

---

Ratings and Price Targets

---

As of March 31, 2011, for the whole universe of companies which BBVA Bancomer, has under coverage there are 53% Buy ratings (including "Buy" and "Outperform"), 4% Neutral ratings and 43% Sell ratings (including "Sell" and "Underperform"). BBVA Bancomer or any of its affiliates has rendered Investment Banking services or participated as manager and/or co-manager in public offerings in 57% of the Buy ratings, 14% of the Neutral ratings and in 29% of the Sell ratings.

Ratings are set on a six-month or year-end basis against the relevant benchmark. BBVA Bancomer issues three equity recommendations: Outperform: Upside potential of more than 5% vs. the market. Neutral: Stock is expected to perform in line with the market (+/-5%). Underperform: Expected downside of at least 5% vs. the market:

Recommendations reflect the stock's expected performance vs the market, within a specified period. This performance may be explained by the fundamental stock valuation method and other factors. The fundamental stock valuation method used by BBVA Bancomer S.A., is based on a combination of one or more generally accepted financial analysis methodologies, which may include, multiples, discounted cash flows, sum of parts or any other methodology that applies to the particular case. Notwithstanding other factors include newsflows, benefit timing, M & A's and market's appetite in a given sector. These factors can lead to a recommendation contrary to that indicated by the simple fundamental valuation results and its comparison with direct quotations.

This document and the information, opinions, estimates and recommendations expressed herein, have been prepared by BBVA Global Markets Research an affiliate of Banco Bilbao Vizcaya Argentaria, S.A. (BBVA) and/or BBVA Bancomer, to provide their or its customers with general information as of the date of the report and are subject to changes without prior notice. BBVA Bancomer is not liable for giving notice of such changes or for updating the contents hereof. This document and its contents do not constitute an offer, invitation or solicitation to purchase or subscribe to any securities or other instruments, or to undertake or divest investments. Neither shall this document nor its contents form the basis of any contract, commitment or decision of any kind. For more information please contact the persons included in the directory of this document.

The determination of a price target does not imply any warranty that it will be attained. For a discussion of the risks associated with the attainment of price targets, which depend on intrinsic and extrinsic factors that affect both the performance and trends prevailing in the market on which the recommended securities is traded and/or offered, please refer to our recently published documents, which are available via e-mail, contact our analysts or visit our internet site [www.bancomer.com](http://www.bancomer.com).

Investors who have access to this document should be aware that the securities, instruments or investments to which it refers may not be appropriate for them due to their specific investment goal, financial position or risk profile, for these have not been taken into account in the preparation of this report. Therefore, investors should make their own investment decisions considering the said circumstances and obtaining such specialized advice as may be necessary. Investors should note that the past performance of securities or instruments or the historical results of investments do not guarantee future performance. The market prices of securities or instruments or the results of investments could fluctuate against the interests of investors. Investors should be aware that they could even face a loss of their investment.

The contents of this document are based upon information available to the public that has been obtained from sources considered to be reliable. However, such information has not been independently verified by BBVA Bancomer, and therefore no warranty, either express or implicit, is given regarding its accuracy, integrity or correctness. BBVA Bancomer, accepts no liability of any type for any direct or indirect losses arising from the use of the document or its contents.

Investors should note that the past performance of securities or instruments or the historical results of investments do not guarantee future performance. The market prices of securities or instruments or the results of investments could fluctuate against the interests of investors. Investors should be aware that they could even face a loss of their investment.

Transactions in futures, options or high-yield securities can involve high risk and are not appropriate for every investor. Indeed, in the case of some investments, the potential losses may exceed the amount of the initial investment; in such circumstance, investors may be required to pay more money to support those losses. Thus, before undertaking any transaction with these instruments, investors should be aware of their characteristics, as well as the rights, liabilities and risks associated with these securities and their underlying investments. Investors should also be aware that secondary markets for the said instruments may be limited or may not exist.

BBVA Bancomer, or any of its affiliates, as well as their respective executives and employees, may have a position in any of the securities or instruments referred to, directly or indirectly, in this document, or in any other related thereto; they may trade for their own account or for third-party account in those securities, provide consulting or other services to the issuer of the aforementioned securities or instruments or to companies related thereto or to their shareholders, executives or employees, or may have interests or perform transactions in those securities or instruments or related investments before or after the publication of this report, to the extent permitted by the applicable law.

BBVA Bancomer BBVA Securities Inc., BBVA Brazil, BBVA Continental, BBVA Banco Frances, BBVA Chile or any affiliate of the BBVA Group, of its affiliates' salespeople, traders, and other professionals may provide oral or written market commentary or trading strategies to its clients that reflect opinions that are contrary to the opinions expressed herein. Furthermore, BBVA Bancomer or any of its affiliates' BBVA Securities Inc., BBVA Brazil, BBVA Continental, BBVA Banco Frances, BBVA Chile or any affiliate of the BBVA Group's proprietary trading and investment businesses may make investment decisions that are inconsistent with the recommendations expressed herein.

No part of this document may be (i) copied, photocopied or duplicated by any other form or means (ii); redistributed or forwarded; or (iii) quoted, without the prior written consent of BBVA Bancomer. No part of this report may be copied, conveyed, distributed or furnished to any person or entity in any country (or persons or entities in the same) in which its distribution is prohibited by law. Failure to comply with these restrictions may breach the laws of the relevant jurisdiction.

This document is provided in the United Kingdom solely to those persons to whom it may be addressed according to the Financial Services and Markets Act 2000 (Financial Promotion) Order 2001 and it is not to be directly or indirectly delivered to or distributed among any other type of persons or entities. In particular, this document is only aimed at and can be delivered to the following persons or entities (i) those outside the United Kingdom (ii) those with expertise regarding investments as mentioned under Section 19(5) of Order 2001, (iii) high net-worth entities; and (iv) any other person or entity under Section 49(1) of Order 2001 to whom the contents hereof can be legally revealed.

This document is being distributed for BBVA Bancomer in Singapore by Banco Bilbao Vizcaya Argentaria (BBVA), Singapore Branch purely as a resource and for general informational purposes only, and is intended for general circulation. Accordingly, this research document does not take into account the specific investment objectives, financial situation, or needs of any particular person and is exempted from the same by Regulation 34 of the Financial Advisers Regulations ("FAR") (as required under Section 27 of the Financial Advisers Act (Cap. 110) of Singapore ("FAA")).

Please note Banco Bilbao Vizcaya Argentaria (BBVA) is not an Authorised Deposit taking Institution within the meaning of the Banking Act 1959 nor is it regulated by the Australian Prudential Regulatory Authority (APRA).

The remuneration system concerning the analyst/s author/s of this report is based on multiple criteria, including the results obtained by BBVA Bancomer BBVA Securities Inc., BBVA Brazil, BBVA Continental, BBVA Banco Frances, BBVA Chile and by BBVA Group in the fiscal year, which, in turn, include the results generated by the investment banking business, common representation or credit related services; nevertheless, they do not receive any remuneration based on revenues from the mentioned areas or a specific transaction in investment banking, common representation or credit related services.

The information contained in this document should be taken only a general guide on matters that may be of interest. The application and impact of the laws may vary substantially depending on specific circumstances. Changes in regulations and the risks inherent in electronic communication may cause delays, omissions, or inaccuracy in the information contained in this site. Accordingly, the information contained in the site is supplied on the understanding that the authors and editors do not hereby intend to supply any form of consulting, legal, accounting or other advice. As such, it should not be considered a substitute for the direct advice provided by accounting and fiscal advisors or other competent consultants.

All images and texts are the property of BBVA Bancomer and may not be downloaded from the Internet, distributed, stored, re-used, re-transmitted, modified or used in any way, except as specified in this document, without the express written consent of BBVA Bancomer. BBVA Bancomer reserves all intellectual property rights to the fullest extent of the law. None of the information contained herein may be interpreted as a concession by implication, exclusion or any other means, of any patent or brand of BBVA Bancomer or of any third party. Nothing established herein should be interpreted as a concession of any license or right under any BBVA Bancomer copyright.

BBVA Bancomer, as well as its executives and employees have adopted the Código de Conducta de Grupo Financiero BBVA Bancomer, which is available in our internet site [www.bancomer.com](http://www.bancomer.com).

BBVA Bancomer, BBVA and the entities of the BBVA Group, including BBVA Global Markets Research, are subject to BBVA Group Policy on Conduct in the Securities Markets. In each entity where the Group Conducts Businesses in the Security Markets, the Policy is supplemented with the Internal Standards of Conduct which, among other regulations, include rules to prevent and avoid conflicts of interests with the ratings given, including information barriers. The BBVA Group Code of Conduct for Security Market Operations is available for reference at the following web site: [www.bbva.com](http://www.bbva.com) / Corporate Governance / Conduct in the Securities Markets.

BBVA Bancomer is regulated by the Comisión Nacional Bancaria y de Valores.

**“Banco Bilbao Vizcaya Argentaria S.A. (CE number AFR194) is regulated by the Hong Kong Monetary Authority and the Securities and Futures Commission in Hong Kong”**

BBVA Bancomer BBVA Brazil, BBVA Continental, BBVA Banco Frances, BBVA Chile as well as other entities in the BBVA Group that are not members of the *FINRA* (Financial Industry Regulatory Authority), are not subject to the rules of disclosure affecting such members.

This material is being distributed into the United States in reliance on an exemption from broker-dealer registration under Rule 15a-6 of the Rules under the Securities Exchange Act of 1934. Any trades in the securities discussed in this report must be effected through a U.S. registered broker/dealer as we are not authorized to accept any order to effect trades in any security discussed in this report within the U.S.