

Weekly Watch

Mexico

September 15, 2011

Economic Analysis

J. Julián Cubero
juan.cubero@bbva.bancomer.com

Next week...

Inflation, expenditure and budget debate

The important economic indicators released next week will be inflation figures for the first fortnight of September, indicating what tone Banxico statements may have in future, which have been more relaxed since late last month. The GDP figure could also endorse the performance from demand in 2Q11, with a particular focus on household spending, which in a very uncertain overall climate looks to be one area that could buoy demand.

Also, there will be parliamentary debates over the next few weeks concerning the 2012 budget proposal submitted by the Federal Government. This is now a key issue for the domestic economy, as the country especially now needs to safeguard its commitment to fiscal stability and the credibility of public debt data, with a low deficit and contained debt levels. All while not forgetting the potential for a more clearly defined fiscal policy that, as well as being committed to stability, could further ease the impact had by the current cycle and improve the provision of public services, basic infrastructure and education.

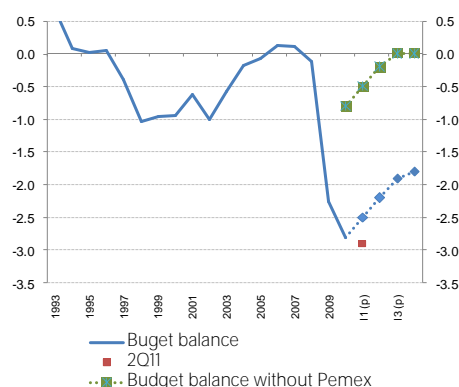
Market Analysis

Octavio Gutiérrez Engelmann
ogutierrez3@bbva.bancomer.com

Devaluation of the MXN despite declining risk in the E.U., decorrelation with other assets at risk

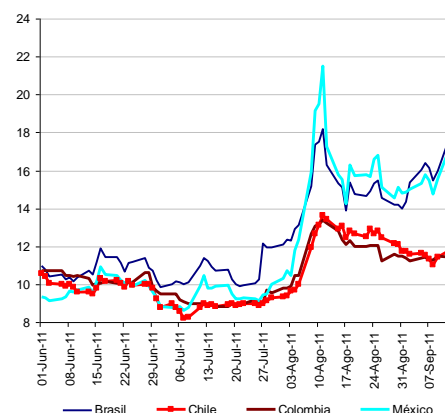
There has been greater appetite for risk in developed countries, thanks to the prospects of German and French support for Greece; coordinated global liquidity measures from central banks to underpin global liquidity in dollars, and possible action by the Fed. Although the Mexican stock market has benefitted from all of this, the MXN has not reflected this moderation in risk and may continue to show a wide fluctuation range. In fixed-income, the local debt curves rose from minimum levels but still discount a more relaxed monetary stance.

Chart 1
 Mexico: budget balance (% of GDP)



Source: BBVA Research with SHCP data

Chart 2
 LatAm: Implied 1-month exchange-rate volatility



Source: BBVA Research

Calendar: Indicators

Inflation for the first two weeks in September (22 September)

Forecast: 0.32% bi-weekly (3.27%

y/y)

Consensus: 0.49% bi-weekly

Previous: 0.39% m/m

Economic Analysis

Cecilia Posadas
c.posadas@bbva.com

Pedro Uriz
pedro.uriz2@bbva.com

Next Thursday we will hear inflation data from the first two weeks in September (INPC fore.: 0.32% bi-weekly; Core INPC: 0.25% bi-weekly). We expect inflation to decelerate in annual terms against the previous fortnight to levels close to 3.3%. This decline in inflation is due both to baseline factors, such as the fact that there has been no demand pressure, and economic factors such as a drop in fruit and vegetable prices in wholesale markets, which is surprising for this time of year. Thus, although lower than expected inflation over the next two fortnights would tend to depress the consensus year-end forecast (3.55% y/y), we should be cautious with regard to this figure due to the volatility of core prices. Overall, the performance of inflation in 2011 should be considered satisfactory and consistent with the rate of economic recovery.

Retail Sales and Services Indicator from July (21 September)

Fore. Sales -0.2% m/m, (3.0% y/y) Consensus: N.A.

Previous: 0.7% m/m (4.6% y/y)

Decline in retail sales and the retail sales indicator. The average variation in the retail sales indicator was 0.15% in the first six months of the year, in contrast with the 0.6% growth of the second half of 2010. In the third quarter 2011 employment is expected to continue to buoy household spending indicators. For the aggregate services indicator we expect growth of 0.3% m/m (3.8% y/y).

Components of 2Q11 GDP demand (22 September)

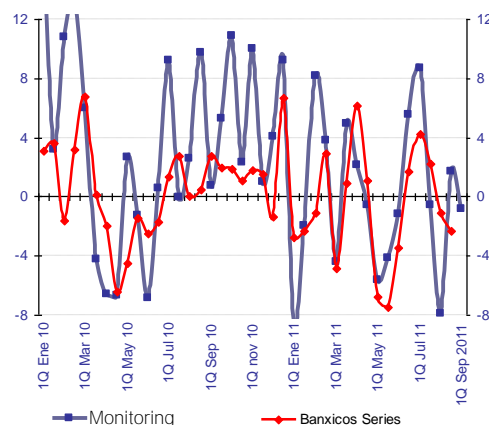
Forecast: 1.8% q/q (5.7 y/y)

Consensus: N.A.

Previous: 0.7% m/m (5.6 y/y)

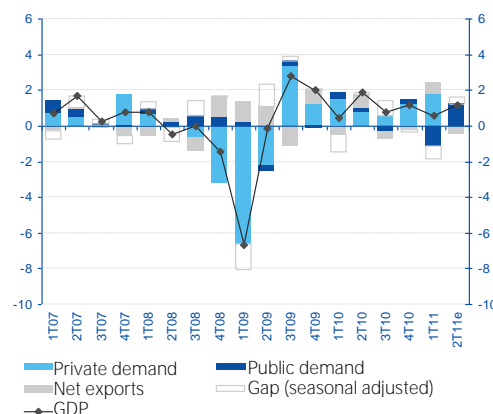
Considering the GDP growth figure on the supply side (1.1% q/q), we believe domestic demand will have played a significant role in driving the recovery from the previous 0.6%. In this regard, public investment is expected to recover, which would come on top of the growth of household spending on consumption. Meanwhile, we believe that the net quarterly contribution from the foreign sector to economic growth has been slightly negative.

Chart 3
Inflation in fruits and vegetables and monitoring of wholesale prices BBVA Research (Ch. % q/q)



Source: BBVA Research with data from INEGI and SE

Chart 3
GDP: demand components (q/q % change and components)



Source: BBVA Research with INEGI data

Markets

Market Analysis

Macro LatAm Strategy
Octavio Gutiérrez Engemann
o.gutierrez3@bbva.bancomer.com
+5255 5621 9245

Fixed Income Analysis
Mexico/Brazil
Chief Strategist
Ociel Hernández
ohernandez@bbva.bancomer.com
+5255 5621 9616

Liliana Solís
liliana.solis@bbva.bancomer.com
+5255 5621 9877

FX Mexico // Brazil
Claudia Ceja
claudia.ceja@bbva.bancomer.com
+5255 5621 9715

Technical Analysis
Alejandro Fuentes
a.fuentes@bbva.bancomer.com
+52 55 5621 9975

Risk moderation amid expectations of global policy measures...

A number of events has led to an improvement in the mood among investors: the support offered by Sarkozy and Merkel to Greece; the extension of the austerity program in Italy; the ECOFIN meeting; the possibility of bond purchases by China; and the announcement of coordinated liquidity measures in USD by the central banks of the U.S., euro zone, Britain, Japan and Switzerland. As a result there has been an increase in appetite for Spanish debt issues, a rally in favor of the EUR and a rise in the 10-year German bund from record lows. Nonetheless, the E.U. sovereign debt situation and risk of contagion to the financial system still looms large. As a result, volatility will remain until agreements are implemented and reforms in Greece are seen to be firmly in place. Likewise, the markets are anticipating announcements from the Fed meeting (Sept. 20-21) concerning extending the duration of its portfolio (and possible coordination with the Treasury, "Operation Twist"). This has led to record demand for 30-year notes.

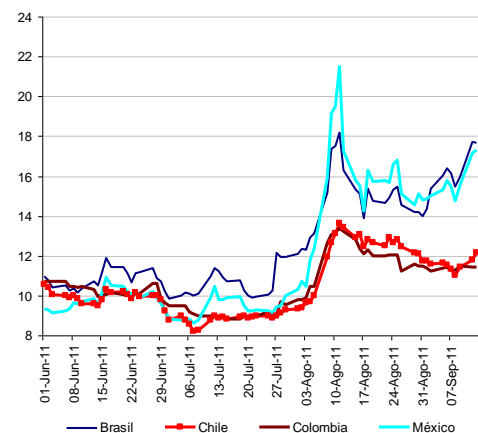
... but a relative decline in the MXN similar to other currencies in the region...

The MXN fluctuated widely over 5 days, between 12.65 and 13.00, closing the week with losses due to news regarding the EU sovereign situation. However, other types of risk assets (e.g. equity) recovered over the course of the week, suggesting that appetite for risk has not yet consolidated. In fact, the JPY continues to gain, as does the CHF, while the main beneficiary of risk moderation has been the EUR. For the MXN we continue to see a wide transaction range (12.8 and 13). However, the Fed meeting could cause us to see prices towards to the low end of the range.

... volatility in fixed-income

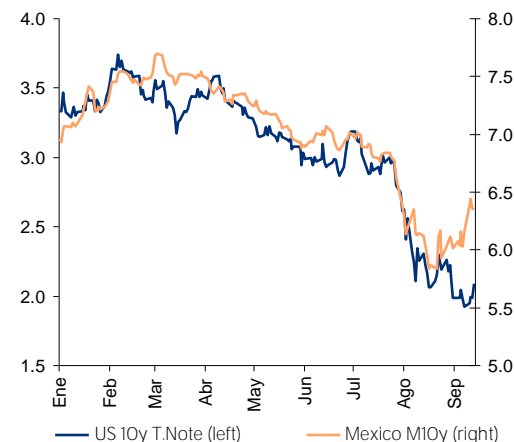
In fixed-income, last week there was strong volatility on the markets due to the global factors mentioned above, reflected in a changeable attitude towards risk, ranging from appetite to aversion, and subsequently a selling trend for debt curves. In this context, at the aggregate level local debt curves showed an upward correction from lows that, as we have mentioned in the past, even discounted a more lax monetary stance.

Chart 5
LatAm: Implied 1-month exchange-rate volatility



Source: BBVA Research with data from Bloomberg

Chart 6
Fixed income 10-year bonds, Mexico and U.S. (%)



Source: BBVA Research and Bloomberg

Market Analysis
 Equities

Technical Analysis

 Alejandro Fuentes Pérez (*)
 afuentes@bbva.bancomer.com
 + 5255 5621 9705

(*) Writer(s) of the report

Technical Analysis CPI



After beginning the week with a significant intraday bounce, the CPI managed to sustain its positive trend over the rest of the week to close with a positive balance of +4%. It thus managed to close the week trading above the 10 and 30-day moving averages, offering positive signs for the short term. Resistances at 35,200 pts and later at 36,000 pts. We believe there could be a return to this latter resistance level, which corresponds to the highs of August and this month. Several heavyweight issuers for the CPI (Tlevisa, Walmex, Bimbo, Amx, Gfnorte, Bolsa) managed to position themselves above the 30-day moving average, leading us to maintain our short-term positive view.

Previous Rec.: To cancel out this negative signal, the market would have to quickly recover levels above 34,104pts.

Source: BBVA, Bancomer, Bloomberg

MXN



The dollar recorded a strong gain over the year, breaking through the resistance at MXN12.80 and hitting the short-term ceiling at MXN13.00. This led to very significant overbuying in short-term oscillators and a strong dispersion of the dollar against the 30-day moving average. We expect the supports at MXN12.80 and 12.60 to be tested again.

Previous Rec.: With this new upward break, the next resistance level is set at MXN12.80.

Source: BBVA, Bancomer, Bloomberg

3Y M BOND

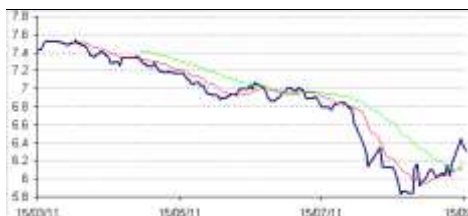


3-YEAR M BOND: (yield): Slight upturn in the week, putting the bond above the 10-day moving average, but still not over the 30-day average (4.7%). Formation is good and may eventually lead to a change in trend, with the first target at 5%.

Previous Rec.: The resistance levels to watch in the event of bounces are at 4.6% and 4.8%.

Source: BBVA, Bancomer, Bloomberg

10 YEAR M BOND



10-YEAR M BOND: (yield): Strong weekly bounce that places the bond over the 10 and 30-day moving averages, setting a trend change in the short term. The 10-day average crosses and climbs over the 30-day average, meaning the next short-term level can be identified at 6.8%.

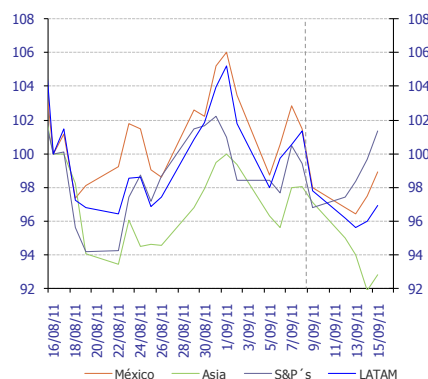
Previous Rec.: Above 6.17% it breaks through weekly maximums, with a target at 6.4%.

Source: BBVA Bancomer, Bloomberg

Markets

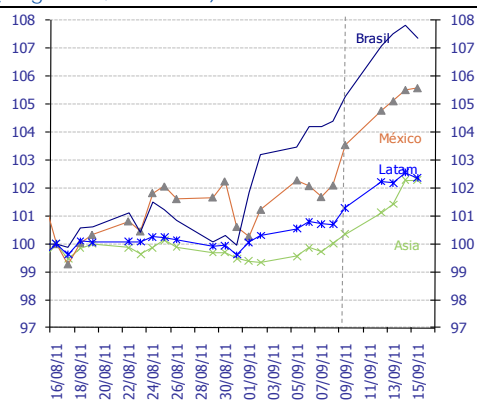
An announcement from the European Central Bank, coordinated with the FED and other central banks, that credit would be granted to European banks to ensure sufficient liquidity for the rest of 2011 led to gains on the stock markets. The peso depreciated slightly in a volatile trading session

Chart 7
Stock Markets: MSCI Indices
(August 16, 2011=100)



Source: Bloomberg & BBVA Research

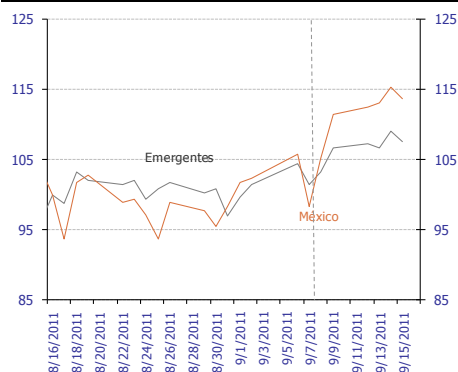
Chart 8
Foreign exchange: dollar exchange rates
(August 16, 2011=100)



Source: Bloomberg and BBVA Research. Note: LATAM includes Argentina, Brazil, Chile, Colombia and Peru. Asia includes the Philippines, South Korea, Taiwan, Singapore, Indonesia and Thailand. Non-weighted averages

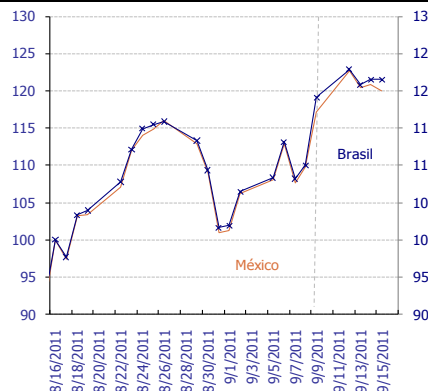
A slight decline in risk aversion, thanks to the European Central Bank's announcement

Chart 9
Risk: EMBI+ (August 16, 2011 index = 100)



Source: Bloomberg & BBVA Research

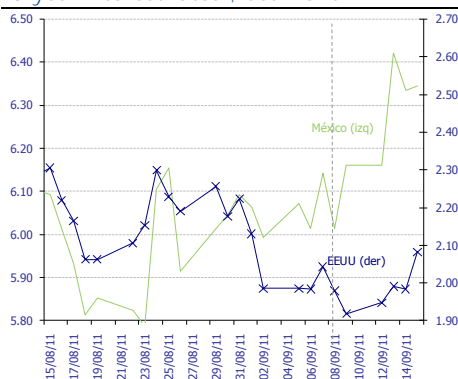
Chart 10
Risk: 5 year CDS (August 16, 2011 index=100)



Source: Bloomberg & BBVA Research

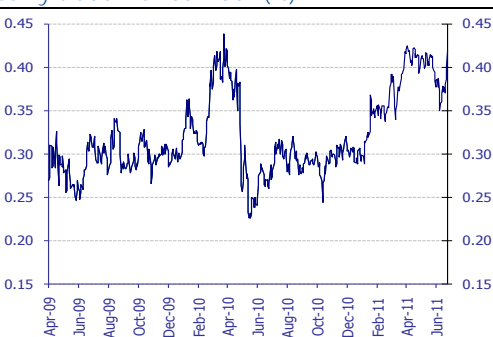
Rise in US interest rates due to greater appetite for risk. The rates in Mexico registered a slight gain

Chart 11
10-year interest rates*, last month



Source: Bloomberg & BBVA Research

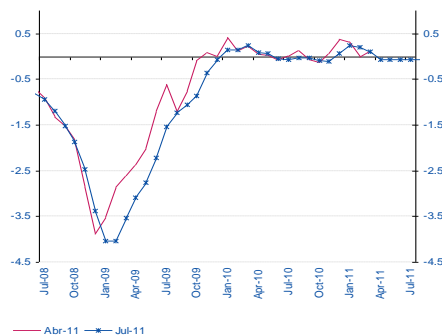
Chart 12
Carry-trade Mexico index (%)



Source: BBVA Research with data from Bloomberg

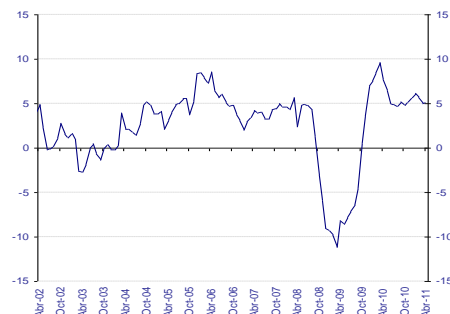
Activity, inflation, monetary conditions

Chart 13
BBVA Research Synthetic Activity Indicator
for the Mexican economy



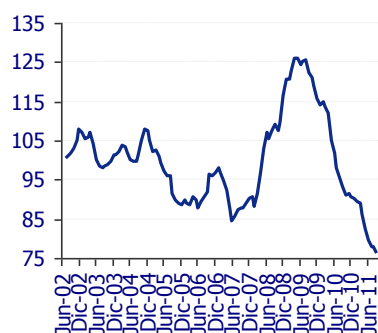
Source: BBVA Research with data from INEGI, AMIA and BEA
Weighted sum of 21 different indicators of activity, expenditure and expectation, based on trend series.

Chart 14
Advance Indicator of Activity
(% change y/y)



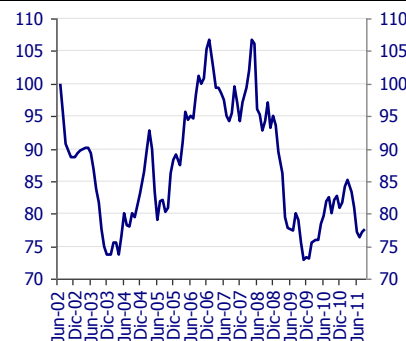
Source: INEGI

Chart 15
Inflation Surprise Index
(July 2002=100)



Source: BBVA Research with data from Banxico from the monthly surveys on the expectations of economic specialists in the private sector.

Chart 16
Activity Surprise Index
(2002=100)

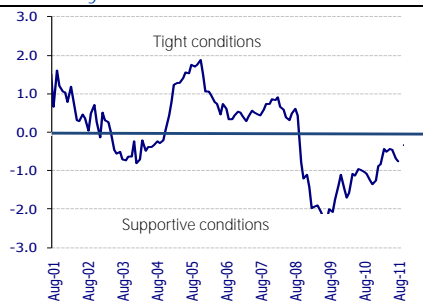


Source: BBVA Research with Bloomberg data. Difference between recorded data and the Bloomberg consensus for seven activity variables in Mexico. Standardized index. Rises (falls): positive (negative) surprises.

Recent inflationary surprises have been downward, while those concerning economic activity have been mixed.

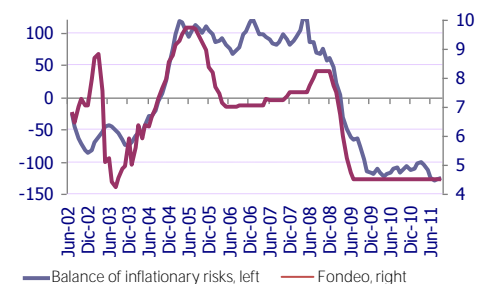
Monetary conditions relaxed slightly due to recent exchange rate devaluation

Chart 17
Monetary Conditions Index



Source: BBVA Research

Chart 18
Balance of Inflationary Risks* and Lending Rate
(standardized and %; monthly averages)



Source: BBVA Research. *Standardized, weighted index (between inflation and economic growth); uses economic indicators for activity and inflation. A rise in the index points to a greater weight of inflationary risks over growth risks and thus a greater likelihood of monetary restriction

IMPORTANT DISCLOSURES

Analysts' Certification

I, Octavio Gutiérrez, Rodrigo Ortega, Edgar Cruz, Claudia Ceja, Ociel Hernández, Liliana Solis and Alejandro Fuentes Pérez: hereby certify that the views expressed in this research report accurately reflect my personal views about the mentioned corporation(s) and its (their) securities. I also certify that I have not been, am not, and will not be receiving direct or indirect compensation in exchange for any specific recommendation in this report.

Rating, target price and price history information for the companies that are the subject of this report are available at www.bancomer.com

Receipt of Compensation / Provision of Services current as of 8/12/11

Management or Co- Management of Public Offering. Within the past twelve months, BBVA Bancomer, S.A., Institución de Banca Múltiple, Grupo Financiero BBVA Bancomer ("BBVA Bancomer"), and/or its affiliates, have participated as manager or co-manager in public offerings, and received compensation for these services, of the company(ies), which is(are) the subject of this report: Actinver, Banco Interacciones, Banco Inbursa, BNP, Bimbo, Caterpillar Credito, Cemex, Comisión Federal de Electricidad, Corporación Interamericana de Inversiones, Chedraui, Daimler, Embotelladoras Arca, El Puerto de Liverpool, Ferrocarril Mexicano, Fonacot, GE Capital Bank, General Electric, GMAC, Hipotecaria su Casita, HSBC, Maxcom, Megacable, Nemak, NRF(Nissan), OHL, Paccar, Pemex, Posadas, Prudential Fiancial, Ruba, Telmex Internacional, Telefónica Móviles México, Toyota, Urbi, VWLease.

Investment Banking Compensation. Within the past twelve months, BBVA Bancomer, and/or its affiliates, have received compensation for investment banking, common representation and credit related services from the Company/ies, which is(are) the subject of this report: Acciona, Aeromexico, Agropecuaria Santa Genoveva, Alsea, América Móvil, Asur, Avicola Pilgrim's Pride de Mexico, Axtel, Bancomext, Banco de Credito e Inversiones, Banorte, Banregio, BMV, Cemex, Cencosud, CIE, Cintra, Colbun, Comercial Mexicana, Comisión Federal de Electricidad, Concesionaria Mexiquense, Consorcio Comex, CAF, Controladora de Farmacias, Copamex, Coppel, Corporación Geo, Corporativo Arca, Corporación Moctezuma, Credito Inmobiliario, Daimler Chrysler de México, Dine, El palacio de Hierro, Elementia, Empresas Cablevisión, Endesa (Chile), Facileasing, Factoring Corporativo, Farmacias Benavides, FCC, Femsas, Ferrosur, Fomento de Infraestructura Turística Cancun, Gas Natural Mexico, GEO, Gruma, Grupo Alfa, Grupo Ara, Grupo Brescia, Grupo Bimbo, Grupo Carso, Grupo Casa Saba, Grupo Cementos de Chihuahua (GCC), GAP, Grupo Comercial Chedraui, Grupo Collado, Grupo Comercial Gomo, Grupo Dermet, Grupo Elektra, Grupo Famsa, Grupo Femsas, Ford Credit Mexico, Grupo Financiero Inbursa, Grupo R, Grupo Scotiabank, Grupo Herdez, Grupo ICA, Grupo La Moderna, GMAC, Grupo Maseca, Grupo México, Grupo Posadas, Grupo R, Grupo Sanborns, Grupo TMM, Grupo Videomax, Grupo Xignux, Hilasal Mexicana, Homex, HSBC, Holcim (Apasco), Hylsamex, Imsa/Tarida/Ternium, Industrias Bachoco, Hipotecaria Casa Mexicana, Hipotecaria su Casita, ICA, Industrias Aluprint, Industrias CH, Industrias Peñoles, Inmobiliaria Ruba, Interceramic, Kansas City Southern de México, Kaupthing Bank, Kimberly Clark México, Lamosa, Liverpool, Mabe, Manufacturas Kaltex, Medica Sur, Megacable, Mexichem, Minera los Pelambres, Molybmet, Municipio de Aguascalientes, Nadro, Nafin, NRF México, Nemak, OHL, Paccar, Pasa, Pemex, Petrotemex, Pimsa, Plavicom, Prolec GE, Ruba, Sare, Sears, Sigma, Simec, Scotia Bank Inverlat, Techint, Telefónica CTC, Telefónica Móviles, Telint, Tenaris, Toyota, Urbi, Value, Volcan Cia Minera, VWLease.

Expected Investment Banking and services Compensation. In the next three months, BBVA Bancomer, and/or any of its affiliates, expects to receive or intends to seek compensation for investment banking, common representation and credit related services from the company (ies) discussed in this report.

BBVA Bancomer acts as market maker/specialist in: MexDer Contrato de Futuros (Dólar de Estados Unidos de América (DEUA), TIIE de 28 días (TE28), Swap de TIIE, CETES de 91 días (CE91)), Bonos M, Bonos M3, Bonos M10, Índice de Precios y Cotizaciones de la BMV (IPC), Contrato de Opciones (IPC, Acciones América Móvil, Cemex, CPO, Femsas UBD, Gcarso A1, Telmex L), UdiBonos.

BBVA acts as market maker/specialist in Latibex: Alfa, AMX, Corporación Geo, Grupo Modelo, ICA, Sare, Telmex.

BBVA Bancomer, is recognized by Mexico's Finance Ministry as a market improver and acts as a market maker/specialists in MEXDER, Mercado Mexicano de Derivados.

Ownership Positions

BBVA Bancomer, and/or its affiliates holds, directly or indirectly, at least 1 % of the equity capital of the following company/ies whose shares are open to negotiation in organized markets and which is(are) the subject of this report: BOLSA, CEMEX VENEZUELA, GAP, GRUPO TELEVISIA, GRUPO VIDEOVISA, MAXCOM TELECOMUNICACIONES, PASA.

BBVA Bancomer, and/or its affiliates hold(s), directly or indirectly; as of the end of the last quarter, at least a 10 % of it's investment portfolio, or 10% of the amount issued, of the securities or underlying investments issued by the companies which is(are) the subject of this report: AXTEL.

Other Disclosures

To the best of BBVA Bancomer's knowledge, a Member of it's Board, it's CEO or Senior Manager holding a direct reporting position to BBVA Bancomer's CEO holds a similar position in any of the following company/ies which is(are) the subject of this report: Alfa, Alsea, Amx, Asur, Bimbo, CMR, Dine, Femsa, GAP, Gmodelo, Grupo financiero Inbursa, Grupo Carso, Grupo Posadas, Hogar, Invex, Kof, Kuo, Liverpool, Maseca, Oma, Peñoles, Sanborns Hermanos, Sears Roebuck, Telecom, Telefónica Móviles México, Telmex, Tenaris, Tlevisa, Urbi, Vitro.

Additional Information and Disclaimer

Ratings and Price Targets

As of June 30, 2011, for the whole universe of companies which BBVA Bancomer, has under coverage there are 48% Buy ratings (including "Buy" and "Outperform"), 4% Neutral ratings and 48% Sell ratings (including "Sell" and "Underperform"). BBVA Bancomer or any of its affiliates has rendered Investment Banking services or participated as manager and/or co-manager in public offerings in 57% of the Buy ratings, 14% of the Neutral ratings and in 29% of the Sell ratings.

Ratings are set on a six-month or year-end basis against the relevant benchmark. BBVA Bancomer issues three equity recommendations: Outperform: Upside potential of more than 5% vs. the market. Neutral: Stock is expected to perform in line with the market (+/-5%). Underperform: Expected downside of at least 5% vs. the market:

Recommendations reflect the stock's expected performance vs the market, within a specified period. This performance may be explained by the fundamental stock valuation method and other factors. The fundamental stock valuation method used by BBVA Bancomer S.A., is based on a combination of one or more generally accepted financial analysis methodologies, which may include, multiples, discounted cash flows, sum of parts or any other methodology that applies to the particular case. Notwithstanding other factors include newsflows, benefit timing, M & A's and market's appetite in a given sector. These factors can lead to a recommendation contrary to that indicated by the simple fundamental valuation results and its comparison with direct quotations.

This document and the information, opinions, estimates and recommendations expressed herein, have been prepared by BBVA Global Markets Research an affiliate of Banco Bilbao Vizcaya Argentaria, S.A. (BBVA) and/or BBVA Bancomer, to provide their or its customers with general information as of the date of the report and are subject to changes without prior notice. BBVA Bancomer is not liable for giving notice of such changes or for updating the contents hereof. This document and its contents do not constitute an offer, invitation or solicitation to purchase or subscribe to any securities or other instruments, or to undertake or divest investments. Neither shall this document nor its contents form the basis of any contract, commitment or decision of any kind. For more information please contact the persons included in the directory of this document.

The determination of a price target does not imply any warranty that it will be attained. For a discussion of the risks associated with the attainment of price targets, which depend on intrinsic and extrinsic factors that affect both the performance and trends prevailing in the market on which the recommended securities is traded and/or offered, please refer to our recently published documents, which are available via e-mail, contact our analysts or visit our internet site www.bancomer.com.

Investors who have access to this document should be aware that the securities, instruments or investments to which it refers may not be appropriate for them due to their specific investment goal, financial position or risk profile, for these have not been taken into account in the preparation of this report. Therefore, investors should make their own investment decisions considering the said circumstances and obtaining such specialized advice as may be necessary. Investors should note that the past performance of securities or instruments or the historical results of investments do not guarantee future performance. The market prices of securities or instruments or the results of investments could fluctuate against the interests of investors. Investors should be aware that they could even face a loss of their investment.

The contents of this document are based upon information available to the public that has been obtained from sources considered to be reliable. However, such information has not been independently verified by BBVA Bancomer, and therefore no warranty, either express or implicit, is given regarding its accuracy, integrity or correctness. BBVA Bancomer, accepts no liability of any type for any direct or indirect losses arising from the use of the document or its contents.

Investors should note that the past performance of securities or instruments or the historical results of investments do not guarantee future performance. The market prices of securities or instruments or the results of investments could fluctuate against the interests of investors. Investors should be aware that they could even face a loss of their investment.

Transactions in futures, options or high-yield securities can involve high risk and are not appropriate for every investor. Indeed, in the case of some investments, the potential losses may exceed the amount of the initial investment; in such circumstance, investors may be required to pay more money to support those losses. Thus, before undertaking any transaction with these instruments, investors should be aware of their characteristics, as well as the rights, liabilities and risks associated with these securities and their underlying investments. Investors should also be aware that secondary markets for the said instruments may be limited or may not exist.

BBVA Bancomer, or any of its affiliates, as well as their respective executives and employees, may have a position in any of the securities or instruments referred to, directly or indirectly, in this document, or in any other related thereto; they may trade for their own account or for third-party account in those securities, provide consulting or other services to the issuer of the aforementioned securities or instruments or to companies related thereto or to their shareholders, executives or employees, or may have interests or perform transactions in those securities or instruments or related investments before or after the publication of this report, to the extent permitted by the applicable law.

BBVA Bancomer BBVA Securities Inc., BBVA Brazil, BBVA Continental, BBVA Banco Frances, BBVA Chile or any affiliate of the BBVA Group, of its affiliates' salespeople, traders, and other professionals may provide oral or written market commentary or trading strategies to its clients that reflect opinions that are contrary to the opinions expressed herein. Furthermore, BBVA Bancomer or any of its affiliates' BBVA Securities Inc., BBVA Brazil, BBVA Continental, BBVA Banco Frances, BBVA Chile or any affiliate of the BBVA Group's proprietary trading and investment businesses may make investment decisions that are inconsistent with the recommendations expressed herein.

No part of this document may be (i) copied, photocopied or duplicated by any other form or means (ii); redistributed or forwarded; or (iii) quoted, without the prior written consent of BBVA Bancomer. No part of this report may be copied, conveyed, distributed or furnished to any person or entity in any country (or persons or entities in the same) in which its distribution is prohibited by law. Failure to comply with these restrictions may breach the laws of the relevant jurisdiction.

This document is provided in the United Kingdom solely to those persons to whom it may be addressed according to the Financial Services and Markets Act 2000 (Financial Promotion) Order 2001 and it is not to be directly or indirectly delivered to or distributed among any other type of persons or entities. In particular, this document is only aimed at and can be delivered to the following persons or entities (i) those outside the United Kingdom (ii) those with expertise regarding investments as mentioned under Section 19(5) of Order 2001, (iii) high net-worth entities; and (iv) any other person or entity under Section 49(1) of Order 2001 to whom the contents hereof can be legally revealed.

This document is being distributed for BBVA Bancomer in Singapore by Banco Bilbao Vizcaya Argentaria (BBVA), Singapore Branch purely as a resource and for general informational purposes only, and is intended for general circulation. Accordingly, this research document does not take into account the specific investment objectives, financial situation, or needs of any particular person and is exempted from the same by Regulation 34 of the Financial Advisers Regulations ("FAR") (as required under Section 27 of the Financial Advisers Act (Cap. 110) of Singapore ("FAA")).

Please note Banco Bilbao Vizcaya Argentaria (BBVA) is not an Authorised Deposit taking Institution within the meaning of the Banking Act 1959 nor is it regulated by the Australian Prudential Regulatory Authority (APRA).

The remuneration system concerning the analyst/s author/s of this report is based on multiple criteria, including the results obtained by BBVA Bancomer BBVA Securities Inc., BBVA Brazil, BBVA Continental, BBVA Banco Frances, BBVA Chile and by BBVA Group in the fiscal year, which, in turn, include the results generated by the investment banking business, common representation or credit related services; nevertheless, they do not receive any remuneration based on revenues from the mentioned areas or a specific transaction in investment banking, common representation or credit related services.

The information contained in this document should be taken only a general guide on matters that may be of interest. The application and impact of the laws may vary substantially depending on specific circumstances. Changes in regulations and the risks inherent in electronic communication may cause delays, omissions, or inaccuracy in the information contained in this site. Accordingly, the information contained in the site is supplied on the understanding that the authors and editors do not hereby intend to supply any form of consulting, legal, accounting or other advice. As such, it should not be considered a substitute for the direct advice provided by accounting and fiscal advisors or other competent consultants.

All images and texts are the property of BBVA Bancomer and may not be downloaded from the Internet, distributed, stored, re-used, re-transmitted, modified or used in any way, except as specified in this document, without the express written consent of BBVA Bancomer. BBVA Bancomer reserves all intellectual property rights to the fullest extent of the law. None of the information contained herein may be interpreted as a concession by implication, exclusion or any other means, of any patent or brand of BBVA Bancomer or of any third party. Nothing established herein should be interpreted as a concession of any license or right under any BBVA Bancomer copyright.

BBVA Bancomer, as well as its executives and employees have adopted the Código de Conducta de Grupo Financiero BBVA Bancomer, which is available in our internet site www.bancomer.com.

BBVA Bancomer, BBVA and the entities of the BBVA Group, including BBVA Global Markets Research, are subject to BBVA Group Policy on Conduct in the Securities Markets. In each entity where the Group Conducts Businesses in the Security Markets, the Policy is supplemented with the Internal Standards of Conduct which, among other regulations, include rules to prevent and avoid conflicts of interests with the ratings given, including information barriers. The BBVA Group Code of Conduct for Security Market Operations is available for reference at the following web site: www.bbva.com / Corporate Governance / Conduct in the Securities Markets.

BBVA Bancomer is regulated by the Comisión Nacional Bancaria y de Valores.

“Banco Bilbao Vizcaya Argentaria S.A. (CE number AFR194) is regulated by the Hong Kong Monetary Authority and the Securities and Futures Commission in Hong Kong”

BBVA Bancomer BBVA Brazil, BBVA Continental, BBVA Banco Frances, BBVA Chile as well as other entities in the BBVA Group that are not members of the *FINRA* (Financial Industry Regulatory Authority), are not subject to the rules of disclosure affecting such members.

This material is being distributed into the United States in reliance on an exemption from broker-dealer registration under Rule 15a-6 of the Rules under the Securities Exchange Act of 1934. Any trades in the securities discussed in this report must be effected through a U.S. registered broker/dealer as we are not authorized to accept any order to effect trades in any security discussed in this report within the U.S.