

Banking Watch

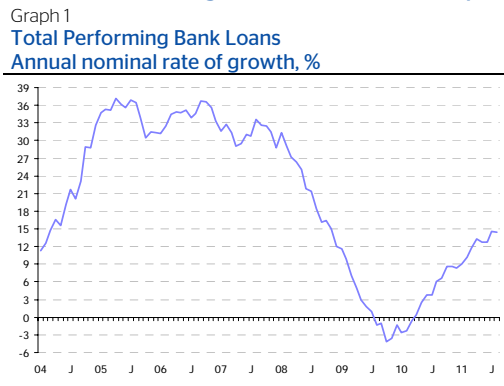
Mexico

October 3, 2011
Economic Analysis

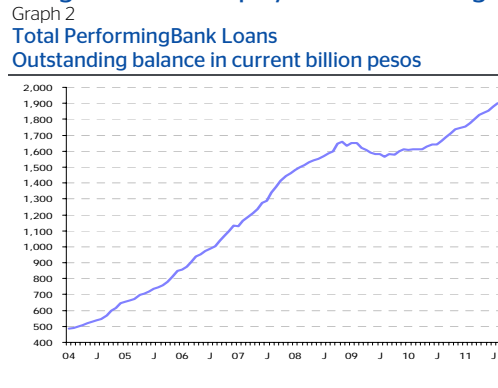
Fco. Javier Morales E.
fj.morales@bbva.bcomer.com

In August 2011 all bank loans categories to the private sector continued to grow, and has being doing it for the last 17 consecutive months

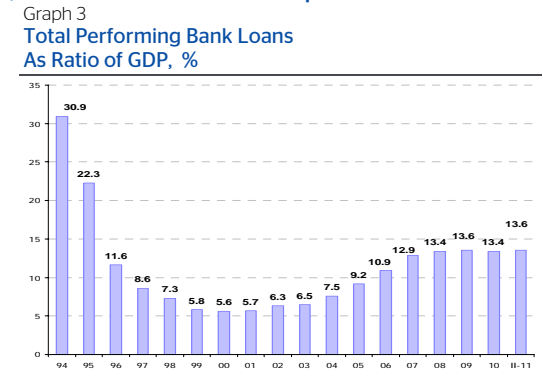
- In August 2011 the annual nominal rate of growth of performing bank loans to the private sector was 14.5%. In the previous month this rate was the same and in the same month of 2010 this rate of growth was lower (6.1%)
- Bank consumer loans was the bank category that grew at the highest rate (19.4%) followed by loans to firms (13.8%) and housing loans (7.9%).
- All bank loan categories will continue to expand as long as GDP and employment continue to grow, as has been the case in the past months



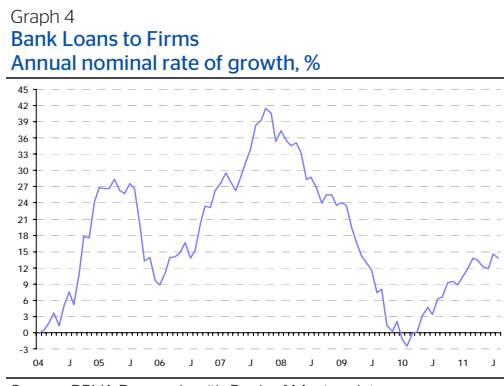
Source: BBVA Research with Bank of Mexico data



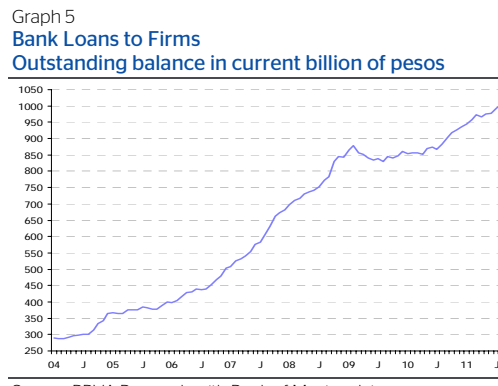
Source: BBVA Research with Bank of Mexico data



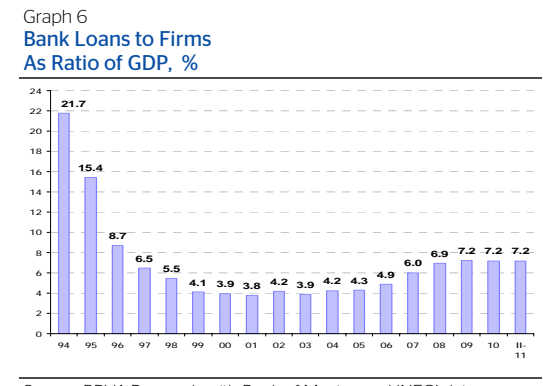
Source: BBVA Research with Bank of Mexico and INEGI data



Source: BBVA Research with Bank of Mexico data

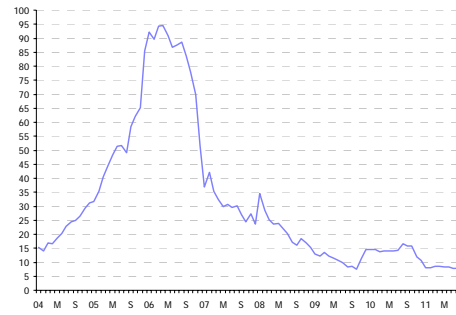


Source: BBVA Research with Bank of Mexico data



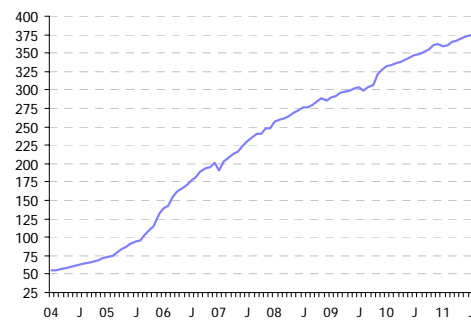
Source: BBVA Research with Bank of Mexico and INEGI data

Graph 7
Housing Loans
Annual nominal rate of growth, %



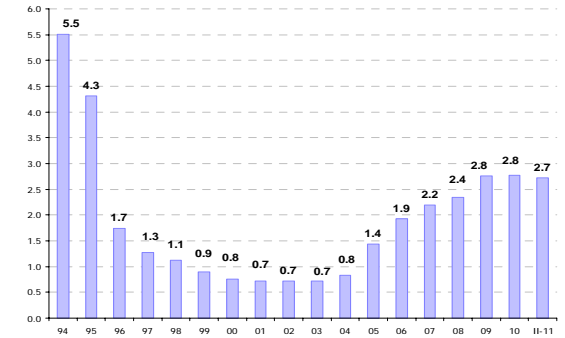
Source: BBVA Research with Bank of Mexico data

Graph 8
Housing Loans
Outstanding balance in current billion pesos



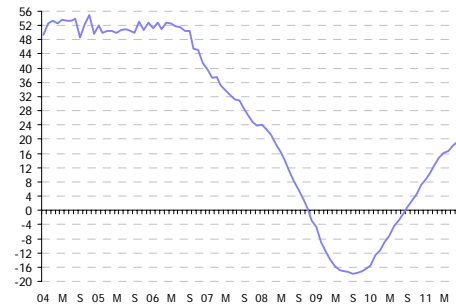
Source: BBVA Research with Bank of Mexico data

Graph 9
Housing Loans
As Ratio of GDP, %



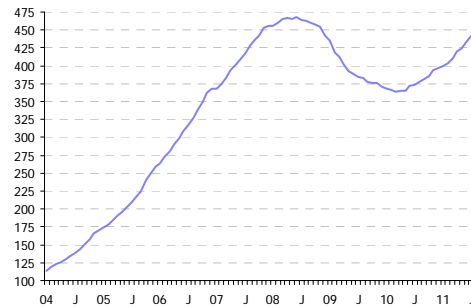
Source: BBVA Research with Bank of Mexico and INEGI data

Graph 10
Consumption Bank Loans
Annual nominal rate of growth, %



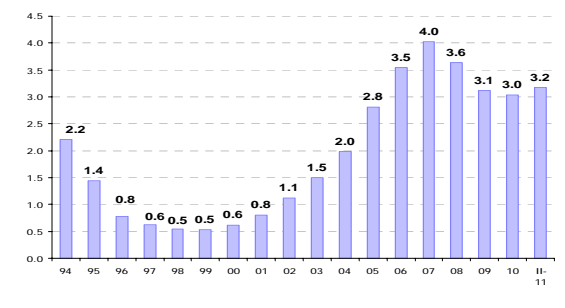
Source: BBVA Research with Bank of Mexico data

Graph 11
Consumption Bank Loans
Outstanding balance in current billion pesos



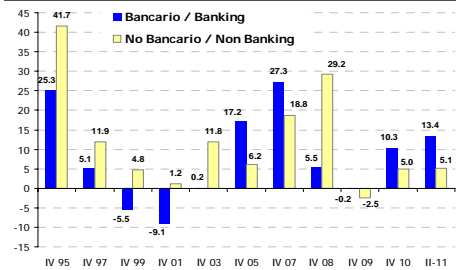
Source: BBVA Research with Bank of Mexico data

Graph 12
Consumption Bank Loans, %
As Ratio of GDP, %



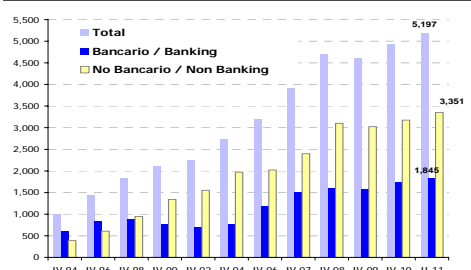
Source: BBVA Research with Bank of Mexico and INEGI data

Graph 13
Banking and Non Banking Financing
Annual nominal rate of growth, %



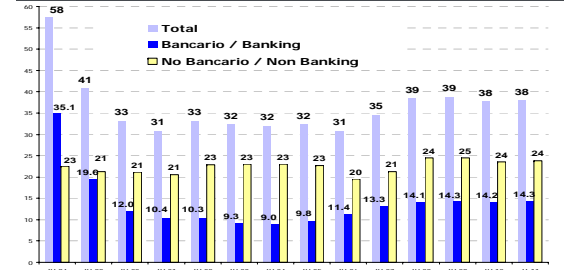
Source: BBVA Research with Bank of Mexico data

Graph 14
Total Financing
Outstanding balance in current billion pesos



Source: BBVA Research with Bank of Mexico data

Graph 15
Total Financing
As Ratio of GDP, %



Source: BBVA Research with Bank of Mexico and INEGI data

