

Weekly Flash

Mexico

Next week...

February 24, 2012

Economic Analysis

Julián Cubero
juan.cubero@bbva.com

Pedro Uriz
pedro.uriz2@bbva.com

Public finances provide certainty and have room to improve their action ability

Next week sees the release of the first monthly data for 2012 on the federal budget balance. It is likely to continue to see a trend to reduce the public deficit in Mexico. Budget revenue only began to recover its pre-crisis levels at the end of 2011. This highlights the importance of prudent handling of Mexican public finances since, despite revenue recovering slowly, the deficit in terms of PSBR has fallen from 3.5% of GDP in 2010 to 2.8% in 2011. In addition, the wider measure of financial liabilities in the federal public sector (historic PSBR) is 38% of GDP, with a highly favorable time structure (the average maturity for issuances by the federal government is 7.6 years) and a low foreign debt level (28% of the total). This is an enviable position in comparison to other economies and provides certainty for the markets. Nonetheless, the recent crisis also highlighted that the low level of budget revenue with regard to GDP (23%) and the high dependence on oil revenue (34% of the total) are a limitation for implementing public investment programs or ambitious social spending with a long-term outlook.

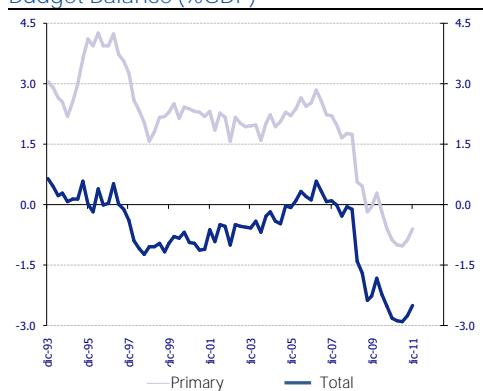
Markets discount Greek bailout, local factors lead to differences

In a discounted statement, the new bailout package for the Greek economy was approved, albeit with doubts surrounding implementation. This led to ups-and-downs on markets. Locally, the MXN weakened over the week which may be due to investor speculation on the rate difference between the US and Mexico. Corporate reports continue to offer favorable surprises.

Market Analysis

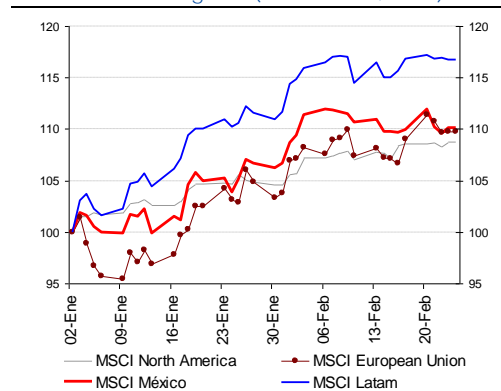
Octavio Gutiérrez Engemann
ogutierrez3@bbva.bancomer.com

Chart 1
Budget Balance (%GDP)



Source: BBVA Research and SHCP

Chart 2
MSCI: Selected regions (100=Jan 01, 2012)



Source: BBVA Research with data from Bloomberg

Calendar: Indicators

Producer confidence in February (Friday, March 2)

Forecast: 1.0% m/m 54.8 pts

Consensus: N.A.

Previous: 0.6% m/m 54.3 pts

Economic Analysis

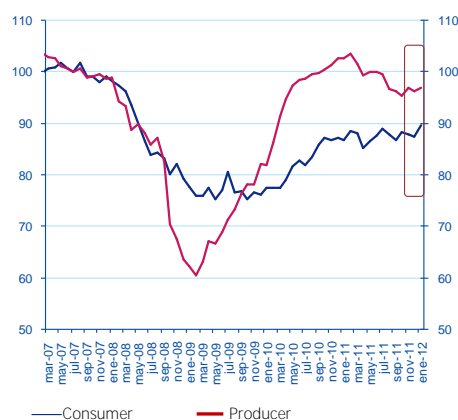
Cecilia Posadas
c.posadas@bbva.com

Manufacturing confidence indicators to be released this week will offer clues as to the perception of supply in economic performance in the first months of the year. It should be stated that until present, producer confidence had seen few improvements. In fact, in terms of year-on-year comparison, since last August it had been below last year's levels. This is despite the good performance in industrial output which has been positive - as seen in the positive surprise in December for manufacturers. In turn, and unlike the manufacturer confidence indicator, other producer confidence sub-indices such as "a good time to invest" have seen a relatively better performance than in previous months. In the last part of the year, manufacturers mentioned current economic conditions made this a good time to invest. Further, sub-indices such as manufacturing orders continue to point to caution among manufacturers regarding future economic performance. In all, business opinion on future industrial conditions will be important. We expect it to have improved in February by 1% m/m.

Construction Company Survey in December (Wednesday, February 29, for December)

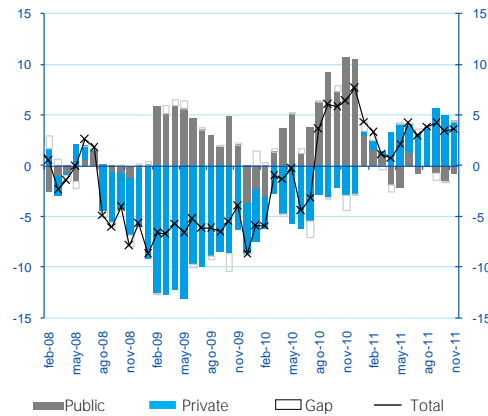
This survey from the end of last year will be important for information on construction industry performance and particularly for the public and private components. It should be stated that until now and throughout 2011, the private sector (especially in the residential components) has made the highest contribution to the industry, unlike in 2010. We expect this trend to continue to explain a large part of the near 4.3% expansion in construction in annual terms for the last quarter of last year.

Chart 3
Confidence: Consumer and Producer
(July 07 = 100)



Source: BBVA Research with INEGI data

Chart 4
Construction Companies
(% change y/y and contributions)



Source: BBVA Research with INEGI data

Markets

Market Analysis

Octavio Gutiérrez Engemann
 o.gutierrez3@bbva.bancomer.com
 +52 55 5621 9245

Equity Latam
 Chief Analyst
 Rodrigo Ortega
 r.ortega@bbva.bancomer.com
 +52 55 5621 9701

Fixed-Income Analysis
 Mexico/Brazil
 Chief Strategist
 Ociel Hernández
 ohernandez@bbva.bancomer.com
 +52 55 5621 9616

FX Mexico // Brazil
 Claudia Ceja
 claudia.ceja@bbva.bancomer.com
 +52 55 5621 9715

Technical Analysis
 Alejandro Fuentes
 afuentes@bbva.bancomer.com
 +52 55 5621 9975

Greek bailout: discounted but still uncertain implementation

The week began with approval for the Greek bailout although with uncertainty on investor participation. This led to erratic moves on markets which ended the week with marginal changes except in Asia - this was supported by lower reserve requirements for Chinese banks. Locally, markets focused on lower-than-expected inflation in Mexico supported by non-core factors. Meanwhile, retail sales disappointed with a downturn.

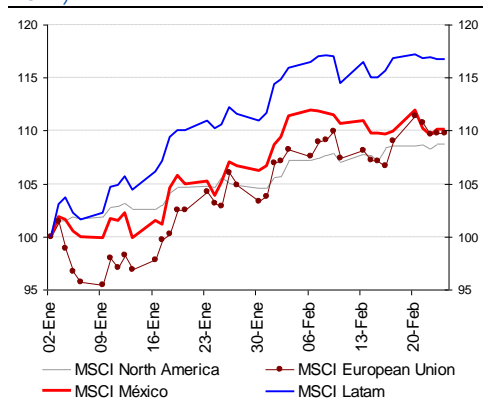
A lower MXN in the face of speculation surrounding the rate differences in Mexico and the US

The MXN fell again on Friday making a weekly devaluation of 1.1% (12.89 ppd). This performance should be highlighted since it shows worse relative performance to emerging market currencies and those in the G10 which strengthened. The currency again saw a decoupling with the EUR and moved only in line with the JPY and CAD. We believe this is due partly to local indicators released during the week which (although not in line with our forecast) led to speculation on the market concerned with a lower rate differential with the US. We believe the MXN could move toward the 12.50-60 range in the short-term due to: (1) favorable cyclical US data for capital markets (S&P), (2) high liquidity expectations and (3) an outlook of acceptable demand in exchanging Greek debt with private investors

Corporate reports offer positive surprises.

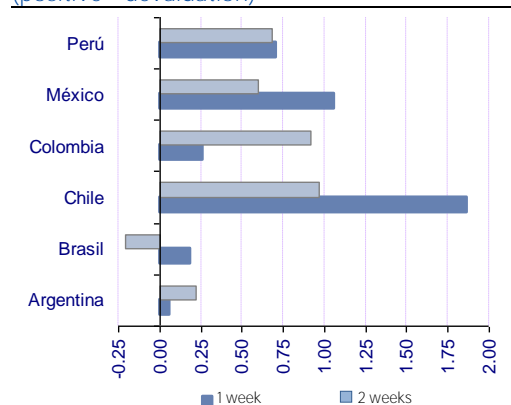
Twenty-one companies on the IPC have reported earnings. Sales rose 19.2%, EBITDA 12% and net profits 18.8%. Although positive, the high pressure scenario on margins for goods is confirmed. The liquidity scenario and global macroeconomic news do not point to a positive outlook for the IPC (target 42,100pts in 2012). Despite this, and taking into account the market rally since December 2011 (explained by the lower systemic risk premium), we believe it will be difficult to see major upward breaks on the IPC while not new catalysts appear (see EMU fiscal compact chart).

Chart 5
 MSCI: Selected regions (100=Jan 01, 2012)



Source: BBVA Research and Bloomberg

Chart 6
 LatAm FX: aggregate % change (positive = devaluation)



Source: BBVA Research and Bloomberg

Market Analysis
 Equities

Technical Analysis

 Alejandro Fuentes Pérez (*)
 afuentes@bbva.bancomer.com
 + 5255 5621 9705

(*) Writer(s) of the report

Technical Analysis

IPC Stock Market Index



The IPC continues its move around 38,000pts for the third week. Only a close below 37,500pts would set the end of the positive short-term trend and we would recommend an exit if there is a downward break through this floor. Resistance continues set around 38,700pts on the upside. We believe it will be difficult to break this since it is an historic maximum for the market. We recommend reducing positions toward this level.

Previous Rec.: Amx could drive the market in coming days. We recommend taking advantage of the possible upswing in coming sessions to take profits.

Source: BBVA, Bancomer, Bloomberg

MXN

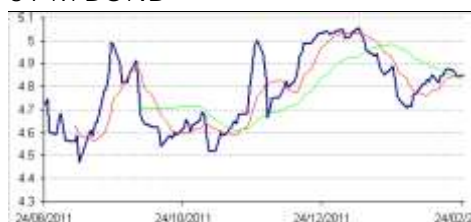


The dollar continues lateral stance from recent weeks. Only an upswing through MXN12.95 and, therefore, through the 30-day rolling average would set a short-term upward trend toward MXN13.30. We recommend waiting for this sign to take long positions.

Previous Rec.: At this time, the MXN12.74 level is the short-term support and a downward break could set the floor at MXN12.60/12.50

Source: BBVA, Bancomer, Bloomberg

3Y M BOND

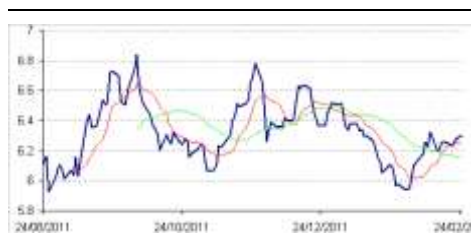


3-YEAR M BOND: (yield): Maintained resistance at 5% until it comes in below the 30-day rolling average and respects the 4.8% level. Over-buying on some oscillating indicators.

Previous Rec.: The position on oscillating indicators points to a move toward 5% where the 200-day rolling average sits.

Source: BBVA, Bancomer, Bloomberg

10 YEAR M BOND



10Y M BOND (yield): Maintains trading above the 10- and 30-day rolling averages. Resistance at 6.46% for the 200-day rolling average. Oscillating indicators support a move toward this level.

Previous Rec.: We believe it could continue this trend toward 6.5% at the 200-day rolling average.

Source: BBVA Bancomer, Bloomberg

Markets

Marginal fall on the stock market and devaluation in the exchange rate over the week in a scenario of better-than-expected data from the US, doubts surrounding the crisis in Europe and higher oil prices

Chart 7
Stock Markets: MSCI Indices
(Jan 24, 2012 index=100)

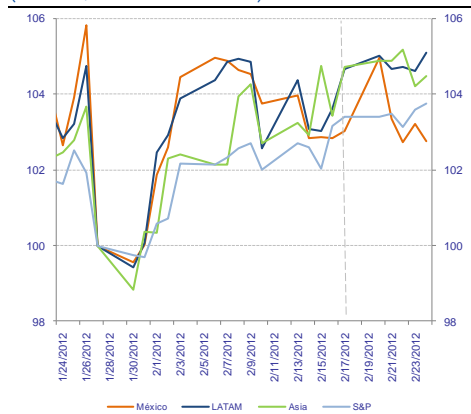
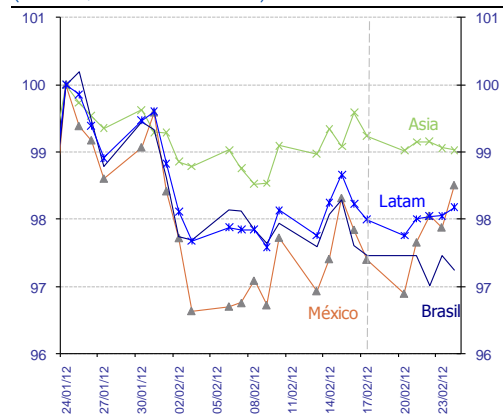


Chart 8
Foreign exchange: dollar exchange rates
(Jan 24, 2012 index=100)



Slight fall in risk aversion over the week after the second Greek bailout is approved

Chart 9
Risk: EMBI+ (January 24, 2012 index=100)

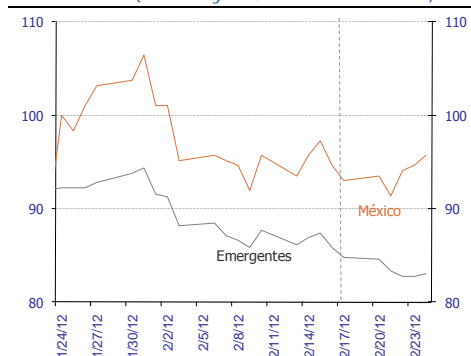
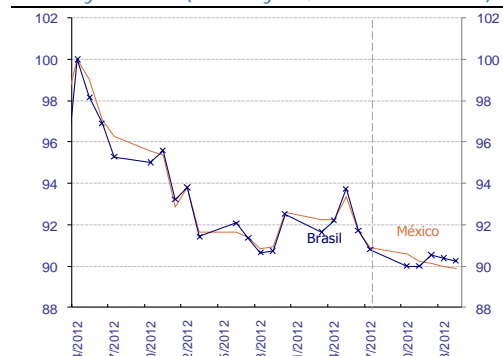


Chart 10
Risk: 5-year CDS (January 24, 2012 index =100)



Rise in Mexican and US interest rates over the week due to greater appetite for risk.

Chart 11
10-year interest rates*, last month

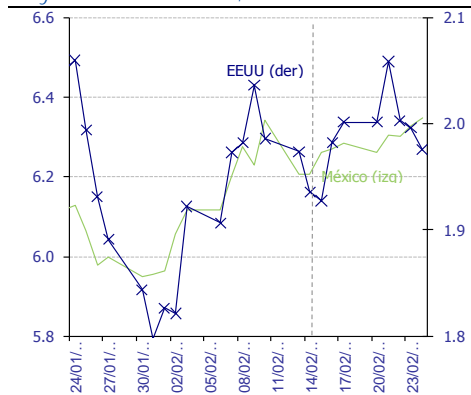


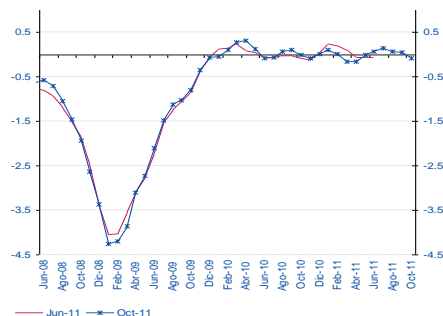
Chart 12
Carry-trade Mexico index (%)



Activity, inflation, monetary conditions

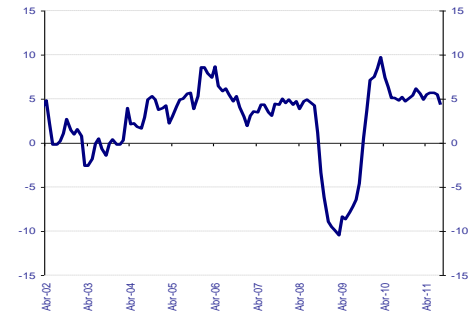
Output holds positive performance, situation indicators point to 1T12 with quarterly rates around 0.4%

Chart 13
BBVA Research Synthetic Activity Indicator for the Mexican economy



Source: BBVA Research with data from INEGI, AMIA and BEA
Weighted sum of 21 different indicators of activity, expenditure and expectation, based on trend series.

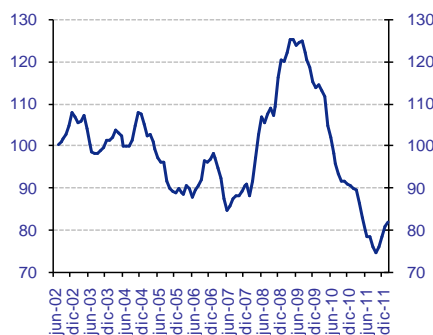
Chart 14
Advance Indicator of Activity (% change y/y)



Source: INEGI

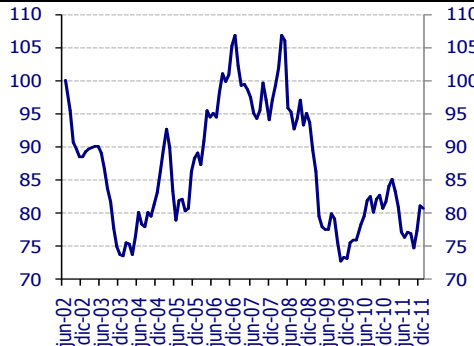
Monetary Conditions remain relaxed although halt their downward trend.

Chart 15
Inflation Surprise Index (July 2002=100)



Source: BBVA Research with data from Banxico from the monthly surveys on the expectations of economic specialists in the private sector.

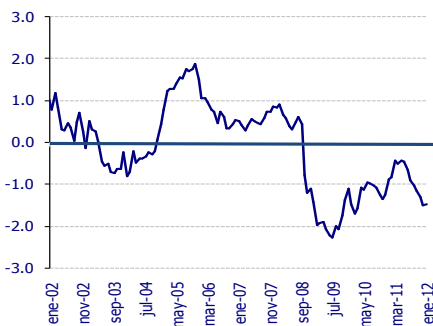
Chart 16
Activity Surprise Index (2002=100)



Source: BBVA Research with Bloomberg data. Difference between recorded data and the Bloomberg consensus for seven activity variables in Mexico. Standardized index. Rises (falls): positive (negative) surprises.

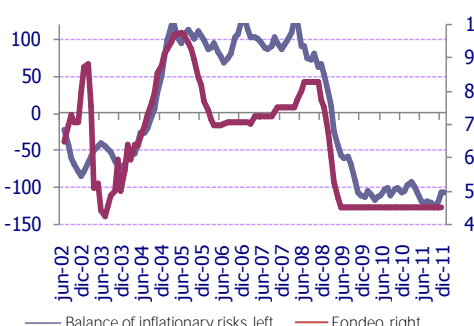
Both the recent inflation and output surprises continue to rise

Chart 17
Monetary Conditions Index



Source: BBVA Research

Chart 18
Balance of Inflationary Risks* and Lending Rate (standardized and %; monthly averages)



Source: BBVA Research. *Standardized, weighted index (between inflation and economic growth); uses economic indicators for activity and inflation. A rise in the index points to a greater weight of inflationary risks over growth risks and thus a greater likelihood of monetary restriction

IMPORTANT DISCLOSURES

Analyst Certification

I, Octavio Gutiérrez, Rodrigo Ortega, Edgar Cruz, Claudia Ceja, Ociel Hernández, Liliana Solis and Alejandro Fuentes Pérez: hereby certify that the views expressed in this research report accurately reflect my personal views about the mentioned corporation(s) and its (their) securities. I also certify that I have not been, am not, and will not be receiving direct or indirect compensation in exchange for any specific recommendation in this report.

Rating, target price and price history information for the companies that are the subject of this report are available at www.bancomer.com

Receipt of Compensation / Provision of Services current as of 1/19/11

Management or Co- Management of Public Offering. Within the past twelve months, BBVA Bancomer, S.A., Institución de Banca Múltiple, Grupo Financiero BBVA Bancomer ("BBVA Bancomer"), and/or its affiliates, have participated as manager or co-manager in public offerings, and received compensation for these services, of the company(ies), which is(are) the subject of this report: Actinver, Arca Continental, Banco Compartamos, Banco Interacciones, Banco Inbursa, BNP, Bimbo, Caterpillar Credito, Cemex, Comisión Federal de Electricidad, Corporación Interamericana de Inversiones, Chedraui, Daimler, El Puerto de Liverpool, Embotelladoras Arca, Facileasing, Ferrocarril Mexicano, Fonacot, GE Capital Bank, General Electric, GMAC, Hipotecaria su Casita, HSBC, INFONAVIT, Maxcom, Megacable, Nemak, NRF(Nissan), OHL, Paccar, Pemex, Posadas, Prudential Fiancial, Ruba, Tefovis, Telmex Internacional, Telefónica Móviles México, Toyota, Urbi, VWLease.

Investment Banking Compensation. Within the past twelve months, BBVA Bancomer, and/or its affiliates, have received compensation for investment banking, common representation and credit related services from the Company/ies, which is(are) the subject of this report: Acciona, Aeromexico, Agropecuaria Santa Genoveva, Alsea, América Móvil, Asur, Avicola Pilgrim's Pride de Mexico, Axtel, Bancomext, Banco de Credito e Inversiones, Banco Santander, Banorte, Banregio, BMV, Cemex, Cencosud, CIE, Cintra, Colbun, Comercial Mexicana, Comisión Federal de Electricidad, Concesionaria Mexiquense, Consorcio Comex, CAF, Controladora de Farmacias, Copamex, Coppel, Corporacion Andina de Fomento, Corporación Geo, Corporativo Arca, Corporación Moctezuma, Credito Inmobiliario, Daimler Chrysler de México, Dine, El palacio de Hierro, Elementia, Empresas Cablevisión, Endesa (Chile), Facileasing, Factoring Corporativo, Farmacias Benavides, FCC, Femsa, Ferrosur, Fomento de Infraestructura Turistica Cancun, Gas Natural Mexico, GEO, Gruma, Grupo Alfa, Grupo Ara, Grupo Brescia, Grupo Bimbo, Grupo Carso, Grupo Casa Saba, Grupo Cementos de Chihuahua (GCC), GAP, Grupo Comercial Chedraui, Grupo Collado, Grupo Comercial Gomo, Grupo Dermat, Grupo Elektra, Grupo Famsa, Grupo Femsa, Ford Credit Mexico, Grupo Financiero Inbursa, Grupo R, Grupo Scotiabank, Grupo Herdez, Grupo ICA, Grupo La Moderna, GMAC, Grupo Maseca, Grupo México, Grupo Posadas, Grupo R, Grupo Sanborns, Grupo TMM, Grupo Videomax, Grupo Xignux, Hilasal Mexicana, Homex, HSBC, Holcim (Apasco), Hylsamex, Ideal, Insa/Tarida/Ternium, Industrias Bachoco, Hipotecaria Casa Mexicana, Hipotecaria su Casita, ICA, Industrias Aluprint, Industrias CH, Industrias Peñoles, Inmobiliaria Ruba, Interceramic, Kansas City Southern de México, Kaupthing Bank, Kimberly Clark México, Lamosa, Liverpool, Mabe, Manufacturas Kaltex, Medica Sur, Megacable, Mexichem, Minera los Pelambres, Molytmet, Municipio de Aguascalientes, Nadro, Nafin, NRF México, Nemak, OHL, Paccar, Pasa, Pemex, Petrotex, Pimsa, Plavicom, Prolec GE, Ruba, Sare, Sears, Sigma, Simec, Scotia Bank Inverlat, Techint, Telefónica CTC, Telefónica Móviles, Telint, Telmex, Tenaris, Toyota, Urbi, Value, Volcan Cia Minera, VWLease.

Expected Investment Banking and services Compensation. In the next three months, BBVA Bancomer, and/or any of its affiliates, expects to receive or intends to seek compensation for investment banking, common representation and credit related services from the company (ies) discussed in this report.

BBVA Bancomer acts as market maker/specialist in: MexDer Contrato de Futuros (Dólar de Estados Unidos de América (DEUA), TIIE de 28 días (TE28), Swap de TIIE, CETES de 91 días (CE91)), Bonos M, Bonos M3, Bonos M10, Índice de Precios y Cotizaciones de la BMV (IPC), Contrato de Opciones (IPC, Acciones América Móvil, Cemex, CPO, Femsa UBD, Gcarso A1, Telmex L), Udibonos.

BBVA acts as market maker/specialist in Latibex: Alfa, AMX, Corporación Geo, Grupo Modelo, ICA, Sare, Telmex.

BBVA Bancomer, is recognized by Mexico's Finance Ministry as a market improver and acts as a market maker/specialists in MEXDER, Mercado Mexicano de Derivados.

Ownership Positions

BBVA Bancomer, and/or its affiliates holds, directly or indirectly, at least 1 % of the equity capital of the following company/ies whose shares are open to negotiation in organized markets and which is(are) the subject of this report: BOLSA, CEMEX VENEZUELA, GRUPO VIDEOVISA, MAXCOM TELECOMUNICACIONES, MEGACABLE, PASA.

BBVA Bancomer, and/or its affiliates hold(s), directly or indirectly; as of the end of the last quarter, at least a 10 % of it's investment portfolio, or 10% of the amount issued, of the securities or underlying investments issued by the companies which is(are) the subject of this report: AXTEL.

Other Disclosures

To the best of BBVA Bancomer's knowledge, a Member of it's Board, it's CEO or Senior Manager holding a direct reporting position to BBVA Bancomer's CEO holds a similar position in any of the following company/ies which is(are) the subject of this report: Alfa, Alsea, Amx, Asur, Bimbo, CMR, Dine, Femsa, GAP, Gmodelo, Grupo financiero Inbursa, Grupo Carso, Grupo Posadas, Hogar, Invex, Kof, Kuo, Liverpool, Maseca, Oma, Peñoles, Sanborns Hermanos, Sears Roebuck, Telecom, Telefónica Móviles México, Telmex, Tenaris, Tlevisa, Urbi, Vitro.

Additional Information and Disclaimer

Ratings and Price Targets

As of December 30, 2011, for the whole universe of companies which BBVA Bancomer, has under coverage there are 51% Buy ratings (including "Buy" and "Outperform"), 4% Neutral ratings and 45% Sell ratings (including "Sell" and "Underperform"). BBVA Bancomer or any of its affiliates has rendered Investment Banking services or participated as manager and/or co-manager in public offerings in 50% of the Buy ratings, 10% of the Neutral ratings and in 40% of the Sell ratings.

Ratings are set on a six-month or year-end basis against the relevant benchmark. BBVA Bancomer issues three equity recommendations: Outperform: Upside potential of more than 5% vs. the market. Neutral: Stock is expected to perform in line with the market (+/-5%). Underperform: Expected downside of at least 5% vs. the market:

Recommendations reflect the stock's expected performance vs the market, within a specified period. This performance may be explained by the fundamental stock valuation method and other factors. The fundamental stock valuation method used by BBVA Bancomer S.A., is based on a combination of one or more generally accepted financial analysis methodologies, which may include, multiples, discounted cash flows, sum of parts or any other methodology that applies to the particular case. Notwithstanding other factors include newsflows, benefit timing, M & A's and market's appetite in a given sector. These factors can lead to a recommendation contrary to that indicated by the simple fundamental valuation results and its comparison with direct quotations.

This document and the information, opinions, estimates and recommendations expressed herein, have been prepared by BBVA Global Markets Research an affiliate of Banco Bilbao Vizcaya Argentaria, S.A. (BBVA) and/or BBVA Bancomer, to provide their or its customers with general information as of the date of the report and are subject to changes without prior notice. BBVA Bancomer is not liable for giving notice of such changes or for updating the contents hereof. This document and its contents do not constitute an offer, invitation or solicitation to purchase or subscribe to any securities or other instruments, or to undertake or divest investments. Neither shall this document nor its contents form the basis of any contract, commitment or decision of any kind. For more information please contact the persons included in the directory of this document.

The determination of a price target does not imply any warranty that it will be attained. For a discussion of the risks associated with the attainment of price targets, which depend on intrinsic and extrinsic factors that affect both the performance and trends prevailing in the market on which the recommended securities is traded and/or offered, please refer to our recently published documents, which are available via e-mail, contact our analysts or visit our internet site www.bancomer.com.

Investors who have access to this document should be aware that the securities, instruments or investments to which it refers may not be appropriate for them due to their specific investment goal, financial position or risk profile, for these have not been taken into account in the preparation of this report. Therefore, investors should make their own investment decisions considering the said circumstances and obtaining such specialized advice as may be necessary. Investors should note that the past performance of securities or instruments or the historical results of investments do not guarantee future performance. The market prices of securities or instruments or the results of investments could fluctuate against the interests of investors. Investors should be aware that they could even face a loss of their investment.

The contents of this document are based upon information available to the public that has been obtained from sources considered to be reliable. However, such information has not been independently verified by BBVA Bancomer, and therefore no warranty, either express or implicit, is given regarding its accuracy, integrity or correctness. BBVA Bancomer, accepts no liability of any type for any direct or indirect losses arising from the use of the document or its contents.

Investors should note that the past performance of securities or instruments or the historical results of investments do not guarantee future performance. The market prices of securities or instruments or the results of investments could fluctuate against the interests of investors. Investors should be aware that they could even face a loss of their investment.

Transactions in futures, options or high-yield securities can involve high risk and are not appropriate for every investor. Indeed, in the case of some investments, the potential losses may exceed the amount of the initial investment; in such circumstance, investors may be required to pay more money to support those losses. Thus, before undertaking any transaction with these instruments, investors should be aware of their characteristics, as well as the rights, liabilities and risks associated with these securities and their underlying investments. Investors should also be aware that secondary markets for the said instruments may be limited or may not exist.

BBVA Bancomer, or any of its affiliates, as well as their respective executives and employees, may have a position in any of the securities or instruments referred to, directly or indirectly, in this document, or in any other related thereto; they may trade for their own account or for third-party account in those securities, provide consulting or other services to the issuer of the aforementioned securities or instruments or to companies related thereto or to their shareholders, executives or employees, or may have interests or perform transactions in those securities or instruments or related investments before or after the publication of this report, to the extent permitted by the applicable law.

BBVA Bancomer BBVA Securities Inc., BBVA Brazil, BBVA Continental, BBVA Banco Frances, BBVA Chile or any affiliate of the BBVA Group, of its affiliates' salespeople, traders, and other professionals may provide oral or written market commentary or trading strategies to its clients that reflect opinions that are contrary to the opinions expressed herein. Furthermore, BBVA Bancomer or any of its affiliates' BBVA Securities Inc., BBVA Brazil, BBVA Continental, BBVA Banco Frances, BBVA Chile or any affiliate of the BBVA Group's proprietary trading and investment businesses may make investment decisions that are inconsistent with the recommendations expressed herein.

No part of this document may be (i) copied, photocopied or duplicated by any other form or means (ii); redistributed or forwarded; or (iii) quoted, without the prior written consent of BBVA Bancomer. No part of this report may be copied, conveyed, distributed or furnished to any person or entity in any country (or persons or entities in the same) in which its distribution is prohibited by law. Failure to comply with these restrictions may breach the laws of the relevant jurisdiction.

This document is provided in the United Kingdom solely to those persons to whom it may be addressed according to the Financial Services and Markets Act 2000 (Financial Promotion) Order 2001 and it is not to be directly or indirectly delivered to or distributed among any other type of persons or entities. In particular, this document is only aimed at and can be delivered to the following persons or entities (i) those outside the United Kingdom (ii) those with expertise regarding investments as mentioned under Section 19(5) of Order 2001, (iii) high net-worth entities; and (iv) any other person or entity under Section 49(1) of Order 2001 to whom the contents hereof can be legally revealed.

This document is being distributed for BBVA Bancomer in Singapore by Banco Bilbao Vizcaya Argentaria (BBVA), Singapore Branch purely as a resource and for general informational purposes only, and is intended for general circulation. Accordingly, this research document does not take into account the specific investment objectives, financial situation, or needs of any particular person and is exempted from the same by Regulation 34 of the Financial Advisers Regulations ("FAR") (as required under Section 27 of the Financial Advisers Act (Cap. 110) of Singapore ("FAA")).

Please note Banco Bilbao Vizcaya Argentaria (BBVA) is not an Authorised Deposit taking Institution within the meaning of the Banking Act 1959 nor is it regulated by the Australian Prudential Regulatory Authority (APRA).

The remuneration system concerning the analyst/s author/s of this report is based on multiple criteria, including the results obtained by BBVA Bancomer BBVA Securities Inc., BBVA Brazil, BBVA Continental, BBVA Banco Frances, BBVA Chile and by BBVA Group in the fiscal year, which, in turn, include the results generated by the investment banking business, common representation or credit related services; nevertheless, they do not receive any remuneration based on revenues from the mentioned areas or a specific transaction in investment banking, common representation or credit related services.

The information contained in this document should be taken only a general guide on matters that may be of interest. The application and impact of the laws may vary substantially depending on specific circumstances. Changes in regulations and the risks inherent in electronic communication may cause delays, omissions, or inaccuracy in the information contained in this site. Accordingly, the information contained in the site is supplied on the understanding that the authors and editors do not hereby intend to supply any form of consulting, legal, accounting or other advice. As such, it should not be considered a substitute for the direct advice provided by accounting and fiscal advisors or other competent consultants.

All images and texts are the property of BBVA Bancomer and may not be downloaded from the Internet, distributed, stored, re-used, re-transmitted, modified or used in any way, except as specified in this document, without the express written consent of BBVA Bancomer. BBVA Bancomer reserves all intellectual property rights to the fullest extent of the law. None of the information contained herein may be interpreted as a concession by implication, exclusion or any other means, of any patent or brand of BBVA Bancomer or of any third party. Nothing established herein should be interpreted as a concession of any license or right under any BBVA Bancomer copyright.

BBVA Bancomer, as well as its executives and employees have adopted the Código de Conducta de Grupo Financiero BBVA Bancomer, which is available in our internet site www.bancomer.com.

BBVA Bancomer, BBVA and the entities of the BBVA Group, including BBVA Global Markets Research, are subject to BBVA Group Policy on Conduct in the Securities Markets. In each entity where the Group Conducts Businesses in the Security Markets, the Policy is supplemented with the Internal Standards of Conduct which, among other regulations, include rules to prevent and avoid conflicts of interests with the ratings given, including information barriers. The BBVA Group Code of Conduct for Security Market Operations is available for reference at the following web site: www.bbva.com / Corporate Governance / Conduct in the Securities Markets.

BBVA Bancomer is regulated by the Comisión Nacional Bancaria y de Valores.

“Banco Bilbao Vizcaya Argentaria S.A. (CE number AFR194) is regulated by the Hong Kong Monetary Authority and the Securities and Futures Commission in Hong Kong”

BBVA Bancomer BBVA Brazil, BBVA Continental, BBVA Banco Frances, BBVA Chile as well as other entities in the BBVA Group that are not members of the *FINRA* (Financial Industry Regulatory Authority), are not subject to the rules of disclosure affecting such members.

This material is being distributed into the United States in reliance on an exemption from broker-dealer registration under Rule 15a-6 of the Rules under the Securities Exchange Act of 1934. Any trades in the securities discussed in this report must be effected through a U.S. registered broker/dealer as we are not authorized to accept any order to effect trades in any security discussed in this report within the U.S.