

# Daily Flash

## Asia

*The Indian rupee fell to a record low today (57.25/USD), down 1.7%, with markets across the region falling in tandem (Kospi: -2.2%) in the absence of any new developments in Europe or the announcement of stimulus elsewhere (i.e. the US). After a rather downbeat week of data this past week, markets will be watching for additional activity indicators to be released in the coming days in a number of the region's export-oriented economies, including Hong Kong, Singapore and Korea.*

### RBI issues new measures on forex markets as rupee falls to a record low

The Indian rupee hit a record low of 57.3/USD today amid a spike in global risk aversion, weakening domestic fundamentals and dollar purchases by oil and gold importers. In its latest efforts to curb volatility and stem further currency losses, the RBI is directing state owned oil companies to satisfy half of their total forex needs from a public sector bank (without putting pressure on currency markets), while the rest can be sourced through competitive bids. Looking ahead, while we expect global risk aversion and India's domestic slowdown to continue to pressure the rupee in the very near term, we still expect the currency to appreciate later this year.

### Malaysia's inflation slows, as expected

Malaysia's May inflation slowed to 1.7% y/y from 1.9% y/y in April, in line with expectations. On a sequential basis, headline inflation has edged up by 0.2% m/m after staying flat for three months. Though the current interest rate levels (3%) are viewed as supportive of growth by the Malaysian central bank, inflation is staying low, thus providing no pressure to hike rates for now.

### Briefly noted:

- **Taiwan's industrial production declined in May by -0.2% y/y, (consensus: -2.5%)** up marginally from -1.8% y/y in April. The contraction was largely due to ongoing weakness in the manufacturing sector. However, some positive news came from the domestic demand side, as retail sales increased by 5.8% y/y from 2.7% y/y in April. Domestic consumption is expected to recover further in coming months due to recent initiatives with mainland China, including the expansion of the mainland travel scheme to Taiwan.
- **Next week the focus in Asia will be on the release of China's June PMI**, (see Weekly indicator below) which is due on July 1<sup>st</sup> (next weekend). On the same day, China's President Hu Jintao will be visiting Hong Kong for the 15<sup>th</sup> anniversary of the return of the territory to China, with rumours of him bringing a "gift package" of reforms (see last Friday's daily flash). Also on July 1<sup>st</sup>, Korea will report its June exports.

Jeffrey Cantwell  
Economist  
jeffrey.cantwell@bbva.com.hk  
+852 2582 3173

William Fitchett  
Economist  
william.fitchett@bbva.com.hk  
+852 2582 3246

With contributions from the BBVA Research Asia Team

## Calendar Indicators

<b>China</b>	<b>Date</b>	<b>Period</b>	<b>Prior</b>	<b>Cons.</b>	<b>Actual</b>
China May Property Prices	18-Jun	MAY			
HSBC Flash China Manufacturing PMI	21-Jun	JUN	48.4	--	48.1
<b>Hong Kong</b>	<b>Date</b>	<b>Period</b>	<b>Prior</b>	<b>Cons.</b>	<b>Actual</b>
Unemployment Rate SA	18-Jun	MAY	3.30%	3.40%	3.20%
CPI - Composite Index (YoY)	21-Jun	MAY	4.70%	4.30%	4.30%
<b>India</b>	<b>Date</b>	<b>Period</b>	<b>Prior</b>	<b>Cons.</b>	<b>Actual</b>
Cash Reserve Ratio	18-Jun	18-Jun	4.75%	4.75%	4.75%
Reverse Repo Rate	18-Jun	18-Jun	7.00%	6.75%	7.00%
CPI (YoY)	18-Jun	MAY	10.36%	--	10.36%
<b>Japan</b>	<b>Date</b>	<b>Period</b>	<b>Prior</b>	<b>Cons.</b>	<b>Actual</b>
Merchnds Trade Balance Total	20-Jun	MAY	-¥520.3B	-¥544.4B	-¥907.3B
Merchnds Trade Exports YoY	20-Jun	MAY	7.9	9.7	10.0
All Industry Activity Index (MoM)	20-Jun	APR	-0.30%	0.10%	0.10%
<b>Malaysia</b>	<b>Date</b>	<b>Period</b>	<b>Prior</b>	<b>Cons.</b>	<b>Actual</b>
CPI YoY	22-Jun	MAY	1.90%	1.70%	1.70%
<b>Philippines</b>	<b>Date</b>	<b>Period</b>	<b>Prior</b>	<b>Cons.</b>	<b>Actual</b>
Balance of Payments	19-Jun	MAY	-\$79M	--	\$138M
<b>Taiwan</b>	<b>Date</b>	<b>Period</b>	<b>Prior</b>	<b>Cons.</b>	<b>Actual</b>
Export Orders (YoY)	20-Jun	MAY	-3.52%	-3.70%	-3.04%
Unemployment Rate - sa	22-Jun	MAY	4.19%	4.20%	4.25%
<b>Vietnam</b>	<b>Date</b>	<b>Period</b>	<b>Prior</b>	<b>Cons.</b>	<b>Actual</b>
CPI (YoY)	24-Jun	JUN	8.34%	--	--

## Indicator of the Week

### China: PMI for June (July 1)

Forecast: 50.1

Consensus: n/a

Prior: 50.4

Activity indicators for May showed continued weakness in growth momentum, albeit with mixed signs due to much stronger than expected exports. We expect growth momentum to remain somewhat sluggish in June, as the just released flash estimate for the private sector PMI (Markit) registered a further moderation, to 48.1% from 48.4% in the previous month. We expect the official manufacturing PMI (with a greater focus on larger and domestic-oriented firms) to show moderation as well to 50.1, still above the +50 expansion/contraction threshold. Going forward, increasing monetary and fiscal policy stimulus should lead to a pick up in growth momentum in the second half of the year.

## Calendar Events

### India - India Repo Cutoff Yield, June 18

We expected a 25 bps cut in the benchmark rate

**Current**

8.00%

**Consensus**

7.75%

**New**

8.00%

### Taiwan - Benchmark Interest Rate, June 21

We expected the benchmark rate to remain unchanged

**Current**

1.88%

**Consensus**

1.88%

**New**

1.88%

## Markets Data

STOCK MARKETS	INDEX	Last price	% change over a day	% change over a week	Year to date	% change over 1 Y
	China - Shanghai Comp.	2260.9	-1.4	-1.5	2.8	-14.7
	Hong Kong - Hang Seng	18995.1	-1.4	-1.2	3.0	-13.1
	Taiwan - Weighted	7222.1	-0.8	0.9	2.1	-16.2
	Japan - Nikkei 225	8798.4	-0.3	2.7	4.1	-8.6
	Korea - Kospi	1847.4	-2.2	-0.6	1.2	-10.5
	India - Sensex 30	16972.5	-0.4	0.1	9.8	-3.3
	Australia - SPX/ASX 200	4048.2	-1.0	-0.2	-0.2	-10.7
	Singapore - Strait Times	2828.1	-0.1	0.6	6.9	-7.1
	Indonesia - Jakarta Comp	3889.5	-0.3	1.9	1.8	1.8
	Thailand - SET	1152.9	-0.5	-1.1	12.4	12.6
	Malaysia - KLCI	1603.1	0.1	1.5	4.7	2.3
	Philippines - Manila Comp.	5120.1	0.2	3.8	17.1	20.6

Last update: today, 17.45 Hong Kong time

FOREIGN EXCHANGE MARKETS	CURRENCY	Spot	% change over a day	% change over a week	Forward 3-month	Forward 12-month
	China (CNY/USD)	6.36	0.01	0.02	6.36	6.41
	Hong Kong (HKD/USD)	7.76	0.00	-0.01	7.76	7.75
	Taiwan (TWD/USD)	29.9	-0.24	-0.13	29.89	29.58
	Japan (JPY/USD)	80.26	0.02	-1.91	80.16	79.74
	Korea (KRW/USD)	1157	-0.47	0.75	1164	1175
	India (INR/USD)	57.2	-1.48	-2.90	58.37	60.62
	Australia (USD/AUD)	1.00	-0.01	-0.23	1.01	1.03
	Singapore (SGD/USD)	1.28	0.12	-0.49	1.28	1.27
	Indonesia (IDR/USD)	9494	-0.13	-1.01	9691	10133
	Thailand (THB/USD)	31.8	0.13	-0.79	31.92	32.33
	Malaysia (MYR/USD)	3.19	-0.41	-0.80	3.21	3.24
	Philippines (PHP/USD)	42.5	-0.29	-0.56	42.67	43.10

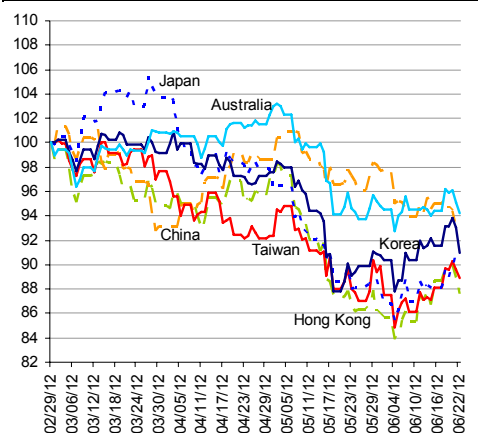
Last update: today, 17.45 Hong Kong time.

INTERBANK RATES	INDEX	Rate	net change over a day	net change over a week	net change over a month
	China (SHIBOR/7D)	4.50	1.00	1.77	1.82
	Hong Kong (HIBOR/1W)	0.13	0.00	0.00	0.00
	Taiwan (TAIBOR/1W)	0.67	0.00	0.00	0.00
	Japan (TIBOR/1Y)	0.76	0.00	0	0
	Korea (KORIBOR/1M)	3.34	0.00	-0.02	-0.03
	India (MIBOR/7D)	4.34	0.94	1.65	1.26
	Singapore (SIBOR/1W)	0.25	0.00	-0.06	0.00
	Indonesia (JIBOR/1W)	4.12	0.00	0	0
	Thailand (BIBOR/1W)	3.02	0.00	0.00	0.00
	Malaysia (KLIBOR/1W)	2.90	0.00	0.00	0.00
	Philippines (PHIBOR/1W)	3.75	0.13	0.31	0.50

Last update: today, 17.45 Hong Kong time

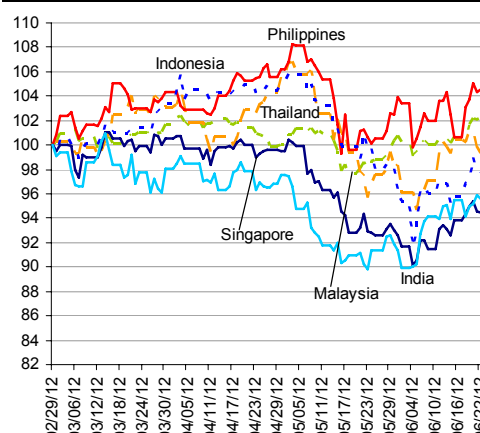
# Charts

Chart 9  
Stock Markets



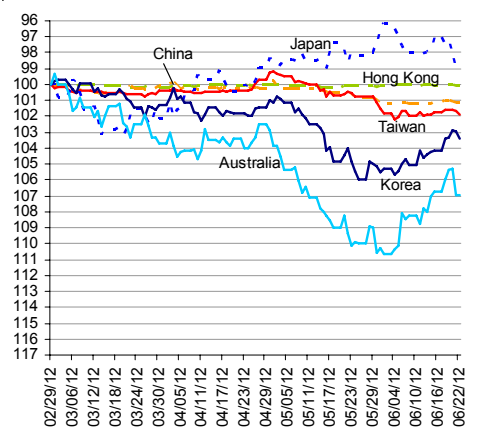
Source: BBVA Research and Bloomberg

Chart 10  
Stock Markets



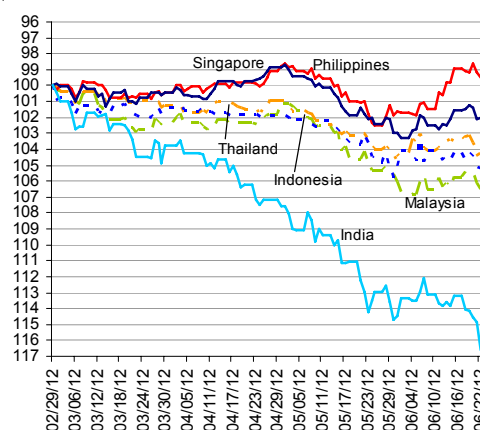
Source: BBVA Research and Bloomberg

Chart 11  
Foreign Exchange Markets



Source: BBVA Research and Bloomberg

Chart 12  
Foreign Exchange Markets



Source: BBVA Research and Bloomberg

Stephen Schwartz  
Chief Economist for Asia  
[stephen.schwartz@bbva.com.hk](mailto:stephen.schwartz@bbva.com.hk)

Fielding Chen  
Senior Economist  
[fielding.chen@bbva.com.hk](mailto:fielding.chen@bbva.com.hk)

Le Xia  
Senior Economist (China)  
[xia.le@bbva.com.hk](mailto:xia.le@bbva.com.hk)

Zhigang Li  
Senior Economist (China)  
[zhigang.li@bbva.com.hk](mailto:zhigang.li@bbva.com.hk)

Sumedh Deorukhkar  
Senior Economist (India, Mumbai)  
[sumedh.deorukhkar@grupobbva.com](mailto:sumedh.deorukhkar@grupobbva.com)

Jeffrey Cantwell  
Economist  
[jeffrey.cantwell@bbva.com.hk](mailto:jeffrey.cantwell@bbva.com.hk)

George Xu  
Economist  
[george.xu@bbva.com.hk](mailto:george.xu@bbva.com.hk)

Richard Li  
Asian FX Chief Strategist  
[richard.li@bbva.com.hk](mailto:richard.li@bbva.com.hk)

William Fitchett  
Economist  
[william.fitchett@bbva.com.hk](mailto:william.fitchett@bbva.com.hk)

**BBVA**

RESEARCH



43/F., Two IFC, 8 Finance Street, Central, Hong Kong | Tel.: +852 2582 3111 | [www.bbva.com.hk](http://www.bbva.com.hk)

Before you print this message please consider if it is really necessary.

This email and its attachments are subject to the confidentiality terms established in the corresponding regulations and are intended for the sole use of the person or persons indicated in the header. They are for internal use only and cannot be distributed, copied, conveyed or furnished to third parties without prior written consent from BBVA. If this message has been received erroneously, it is forbidden to read, use or copy any of the contents and you are asked to inform BBVA immediately by forwarding the email to the sender and eliminating it thereafter.

BBVA will continue to provide our readers up-to-date reports by emails, but you can also register directly on our website where you can find a full list of our latest reports & presentations <http://serviciodeestudios.bbva.com/KETD/ketd/ing/index.jsp>

If you wish to be excluded from this mailing list, please write to us on [research.emergingmarkets@bbva.com.hk](mailto:research.emergingmarkets@bbva.com.hk) and we shall immediately take you off the list.