

Latin

Weekly Observatory

September 24, 2010

Economic Analysis

South America

Joaquín Vial

jvial@bbvaprovida.cl

Enestor Dos Santos

enestor.dossantos@grupobbva.com

Myriam Montañez

miriam.montanez@grupobbva.com

Argentina: Gloria Sorensen

gsorensen@bancofrances.com.ar

Chile: Alejandro Puente

apuente@grupobbva.cl

Colombia: Juana Téllez

juana.tellez@bbva.com.co

Mexico: Julián Cubero

juan.cubero@bbva.bancomer.com

Peru: Hugo Perea

hperea@grupobbva.com.pe

Venezuela: Oswaldo López

oswaldo.lopez@provincial.com

Markets

Octavio Gutiérrez Engelmann

o.gutierrez3@bbva.bancomer.com

Latin America: trends continue

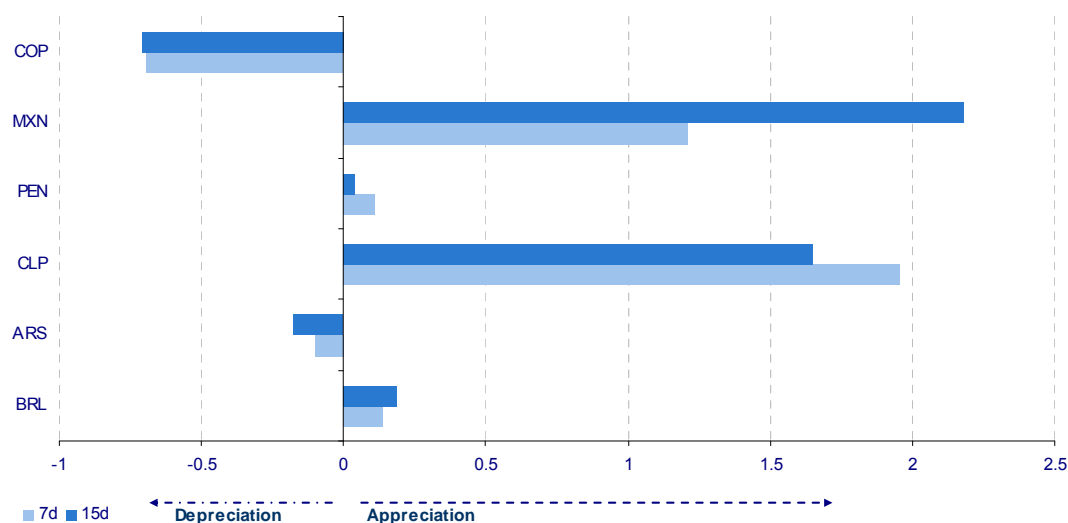
The strong economic performance of the region continues. One sign of this is the latest figure for GDP growth in Colombia (2Q10) of 4.5% y/y, following 4.4% in the previous quarter. In addition, the Central Bank of Peru confirmed this week its forecast of 8% y/y growth for this year and 6% for the next two years. Credit continues to grow in Brazil (19.2% y/y) and Peru (13.4% y/y). Finally, the Central Banks of Mexico and Colombia maintained their policy rates at 4.5% and 3% respectively, with inflationary expectations in check in both cases.

Appreciation of many LatAm currencies. Possible interventions by central banks qualify the strength of Brazil, Peru and Colombia

As in other regions, the Latin American currencies tended to strengthen against the dollar on increased possibilities of quantitative easing by the Federal Reserve and concerns about the fiscal situation of some European economies. The market could remain cautious with these crosses in the near future.

Chart 1

Exchange rates in Latin America (%)



Source: Bloomberg and BBVA Research

Markets



Highlights



Calendar



Market data



Graphs



Highlights

2Q10 growth: private demand a driving force in Colombia, much less so in Mexico

Central banks in Mexico and Colombia maintain rates and FX intervention

Progress in bank credit and slight fall in default rates in Brazil and Peru

Imports grow, boosted by appreciation and strong domestic demand

The Central Bank of Peru reaffirms its forecast of high growth rates

Economic Analysis

Octavio Gutiérrez Engemann
o.gutierrez3@bbva.bancomer.com

LatAm FX
Chief Analyst
Moisés Junca, CFA, CMT
moises.junca@bbva.bancomer.com

Claudia Ceja
claudia.ceja@bbva.bancomer.com

Markets

Currencies appreciate in Chile and Mexico on expectations of greater quantitative easing by the Federal Reserve; Possible additional interventions by central banks in Brazil, Peru and Colombia mitigate the effect of global news

Last week the movements on global currency markets were determined by two factors: first, expectations of a slower recovery in the U.S. cycle following the meeting of the Federal Reserve, and economic data below expectations, which affected most risk assets; and second, the fiscal situation of some countries in the European Union, which continued to generate noise among investors, even though the contagion effect is lower than that observed in previous months.

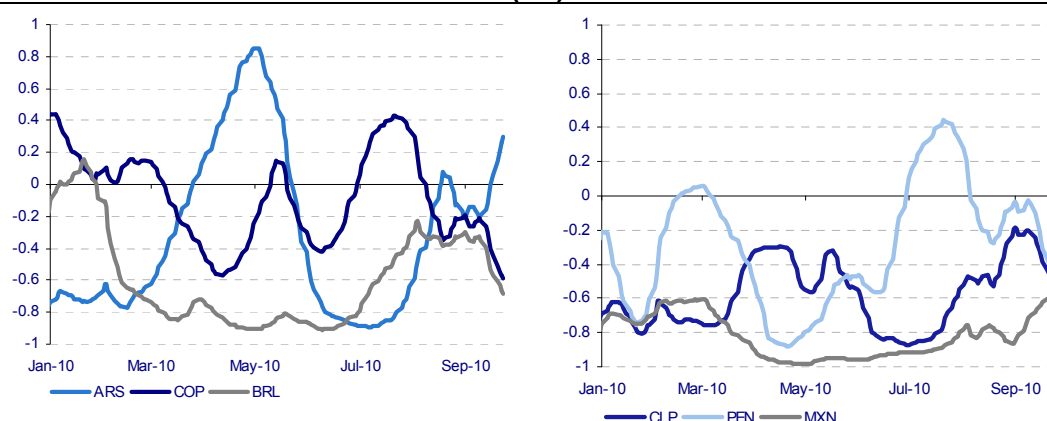
In this context, the dollar fell against all currencies (e.g. the DXY index rose 1.7%), and most of the Latin American currencies appreciated. The MXN and the CLP benefited particularly in this situation. In the case of the MXN cross, there was a loss in correlation with the stock markets, so there could be a short-term support in the 12.6 zone. In the case of the CLP, the positive differentiation remained, above all considering the reduced expectations of intervention by the authorities (our short-term target is 485). Meanwhile, the BRL, PEN and COP are in another group that depends on intervention by Central Banks on the foreign exchange markets (or on a possible increase where they have already intervened). This group ended the week either without changes (as in the case of the BRL) or with depreciations. In our opinion, the market could remain cautious with these crosses in the near future.

The aggregate of the stock markets in the region beat those of other regions and global indexes over the week...

However, performance has varied. In the case of Mexico, the situation could be attributed to the delayed movement caused by fewer trading days last week. Brazil is beginning to stand out slightly. We consider that once the restrictive monetary cycle is over, and following the elections (1st round on October 3) and the Petrobras issue (September 28), many of the specific risks in the Brazilian market will dissipate, and as a result, it may stand out positively in the coming months.

Charts 2 and 3

S&P's correlation with Latam currencies (3M)



Source: BBVA Research with Bloomberg data

- Highlights →
- Calendar →
- Market data →
- Graphs →

Highlights

2Q10 growth: private demand as a driving force in Colombia, much less so in Mexico

In Colombia GDP grew 4.5% y/y in 2Q10, below market expectations. Private demand slowed on the first quarter, with a surprising fall in residential investment and a slower rate of growth in final consumption. In Mexico the GDP performance in 2Q10 can be explained by acceleration in final consumption and improved performance of exports and public investment, while private investment remained sluggish in the quarter.

Central banks in Mexico and Colombia maintain rates and FX intervention

In line with expectations, both Banxico in Mexico and BanRep in Colombia maintained their policy rates at 4.5% and 3%. Mexico still shows signs of a weak demand, as can be seen in sluggish retail sales in July. Demand is stronger in Colombia, but the strength of the currency is a major cause for concern. In Mexico the Central Bank is maintaining its auctions to buy up to 600 million dollars per month, and although in Colombia there are rumors that capital controls will be put in place to moderate short-term flows, BanRep did not act further but reassured that it continues analyzing measures to strengthen the intervention and sterilization instruments.

Progress in bank credit and a slight fall in default rates in Brazil and Peru

Credit continued to grow in August, both in Brazil (19.2% y/y) and in Peru (13.4% y/y). In Brazil expansion stabilized after the strong growth at the start of the year, while in Peru it continues to speed up. In both countries the default rate fell in August from 3.6% in July to 3.5% in Brazil, and from 1.81% to 1.75% in Peru.

Imports grow, boosted by currency appreciation and strong demand

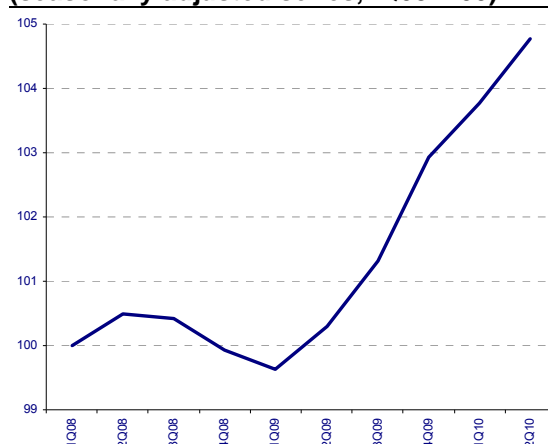
Brazil's current account deficit in August was USD 2,861m, below the monthly average for January to July of USD 4,037m. Argentina's current account in 2Q10 posted a surplus of USD 3,097m, slightly under expectations, while increased export prices and growth of imports improved tax revenues above our forecasts. In Venezuela alternative import indicators, such as customs duties, show a recovery in real terms of 9.5% year-on-year.

The Central Bank of Peru reaffirms its forecast of high growth rates

In its September Inflation Report, the Central Bank of Peru confirmed the increase in its forecast of GDP growth for this year from 6.6% to 8% and 6% for the next two years.

Chart 4

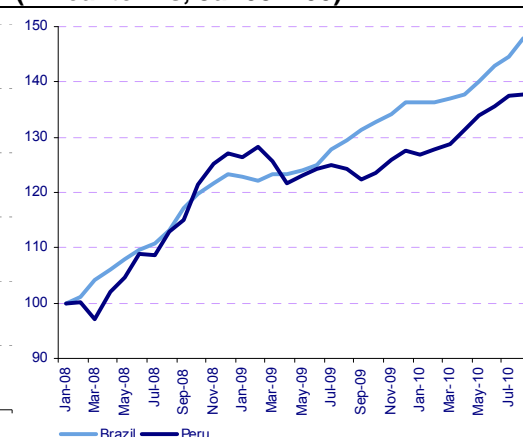
Colombia: Gross Domestic Product (seasonally adjusted series, IQ08=100)



Source: BBVA Research

Chart 5

Brazil and Peru: Credit stock (in real terms, Jan08=100)



Source: Central Bank of Brazil and SBS-Peru

Markets



Calendar



Market data



Graphs



Calendar: Indicators

Next Week: 27 September - 1 October 2010

Argentina	Data	Period	Forecast	Consensus	Previous	Comment
Shopping Center Sales	29-Sep	August 2010			52.5% y/y	
Supermarket Sales	29-Sep	August 2010			29.7% y/y	
Public Services-Statistics	30-Sep	August 2010			12.8% y/y	
Synthetic Indicator of Construction Activity	30-Sep	August 2010			6.3% y/y	
Wages Index	1-Oct	August 2010		2.05% m/m	2.9% m/m	
Brazil	Data	Period	Forecast	Consensus	Previous	Comment
Fiscal Accounts	29-Sep	August 2010				Release of primary and nominal results as well as fiscal debt.
Industrial Production	1-Oct	August 2010	0.5% m/m	0.4% m/m	0.4% m/m	Industrial production should display a moderate growth.
Trade Balance	1-Oct	September 2010			USD 2240M	
Chile	Data	Period	Forecast	Consensus	Previous	Comment
Economic Sectors	28-Sep	August 2010				
Employment Survey	30-Sep	Jun-Jul-Aug 2010			8.3%	Unemployment Rate
Colombia	Data	Period	Forecast	Consensus	Previous	Comment
Unemployment rate	30-Sep	August 2010	13.1%	13.0%	13.3%	Labor market recovery will moderate due to higher participation and slowing industrial production
Mexico	Data	Period	Forecast	Consensus	Previous	Comment
IGAE	27-Sep	July 2010	-0.2% m/m 4.6% y/y		-0.40 m/m 6.6% y/y	We expect a moderate improvement on monthly growth rate of economic activity. However negative monthly variations will continue in line with our forecast of moderation for 3Q10
Peru	Data	Period	Forecast	Consensus	Previous	Comment
Consumer Price Index (MoM)	1-Oct	September 2010	0.1%		0.3%	After persistent increases in previous months, some food prices are adjusting downwards. Fuel prices have also shown a slight decrease
Electricity Production (YoY)	1-Oct	September 2010			9.2%	Pace of growth moderates (reflecting in part a weaker yoy comparison base effect), but expansion is still important and anticipates a similar behavior for GDP
Venezuela	Data	Period	Forecast	Consensus	Previous	Comment
Unemployment rate	29-Sep	August 2010	8,7%		8,7%	Seasonality and improving bussines indicators support our forecast
Electric Power Generation	40452	August 2010	10110 GWh		9767 GWh	Although problems of generation and transmission are persistent, unofficial reports indicate increases of the supply of Electricity

Source: BBVA Research

Calendar: holidays

No holidays in the region

Markets	➔
Highlights	➔
Market data	➔
Graphs	➔

Market data

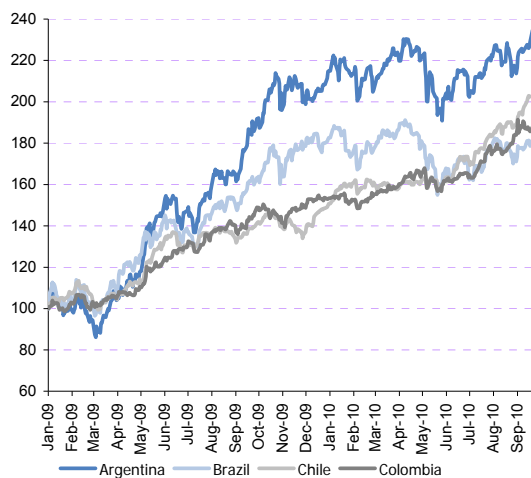
			Close	Weekly change	Monthly change	Annual change
Interest rates (changes in bps)	US	3-month Libor rate	0.29	0	-1	1
		2-yr yield	0.43	-3	-8	-55
		10-yr yield	2.59	-14	12	-72
	EMU	3-month Euribor rate	0.88	0	-1	14
		2-yr yield	0.72	-6	11	-50
		10-yr yield	2.32	-10	17	-93
Exchange rates (changes in %)	Europe	Dollar-Euro	1.346	3.2	6.0	-8.3
		Pound-Euro	0.85	2.1	4.3	-7.3
		Swiss Franc-Euro	1.32	0.1	1.3	-12.6
	America	Argentina (peso-dollar)	3.95	0.2	0.2	2.9
		Brazil (real-dollar)	1.71	-0.1	-2.6	-5.1
		Colombia (peso-dollar)	1814	0.6	0.1	-5.8
		Chile (peso-dollar)	486	-2.5	-3.6	-10.9
		Mexico (peso-dollar)	12.54	-1.8	-3.5	-7.5
		Peru (Nuevo sol-dollar)	2.79	-0.1	-0.3	-3.3
	Asia	Japan (Yen-Dollar)	84.25	-1.8	-0.5	-6.2
		Korea (KRW-Dollar)	1150.30	-0.9	-3.6	-3.4
		Australia (AUD-Dollar)	0.960	2.3	8.1	10.9
Comm. (changes in %)		Brent oil (\$/b)	78.7	0.6	4.9	20.8
		Gold (\$/ounce)	1297.1	1.8	4.8	30.9
		Base metals	522.6	0.4	4.3	21.6
Stock markets (changes in %)	Euro.	Ibex 35	10703	1.1	7.0	-8.1
		EuroStoxx 50	2783	0.9	6.8	-1.7
	America	USA (S&P 500)	1142	1.5	9.1	9.4
		Argentina (Merval)	2523	2.0	8.7	25.1
		Brazil (Bovespa)	69259	3.2	8.4	14.8
		Colombia (IGBC)	14064	0.1	2.7	26.9
		Chile (IGPA)	22258	-1.1	6.4	42.5
		Mexico (CPI)	33369	1.0	6.9	16.0
		Peru (General Lima)	17202	2.9	14.9	13.9
		Venezuela (IBC)	65932	1.1	1.8	27.2
	Asia	Nikkei225	9472	-1.6	6.3	-7.7
		HSI	22119	0.7	7.3	5.2
Credit (changes in bps)	Ind.	Itraxx Main	117	10	-1	30
		Itraxx Xover	529	58	6	-48
	Sovereign risk	CDS Germany	40	-1	-4	18
		CDS Portugal	396	32	67	345
		CDS Spain	229	-6	-15	163
		CDS USA	49	2	2	---
		CDS Emerging	236	-5	-21	-39
		CDS Argentina	770	1	-167	-352
		CDS Brazil	120	3	-8	-13
		CDS Colombia	127	1	-7	-33
		CDS Chile	77	2	-6	1
		CDS Mexico	134	6	0	-30
		CDS Peru	122	-9	7	-19

Source: Bloomberg and Datastream

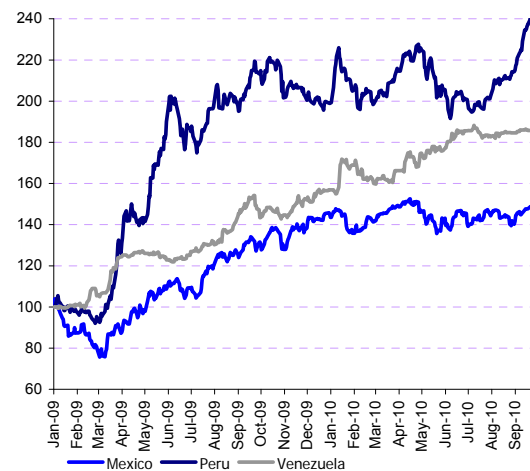
Graphs

Graphs 6 & 7

Stock exchanges (base index Jan09=100)



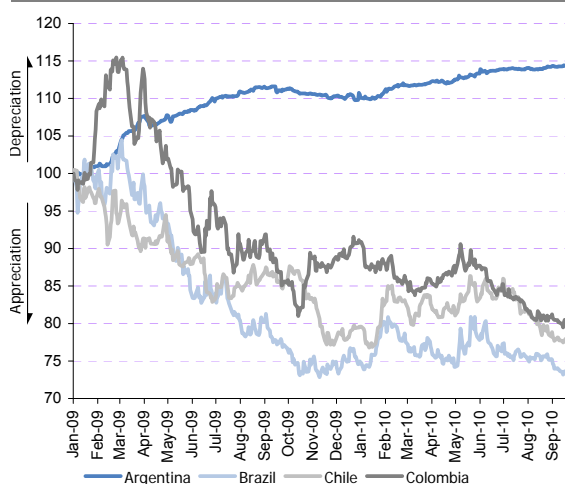
Source: Bloomberg



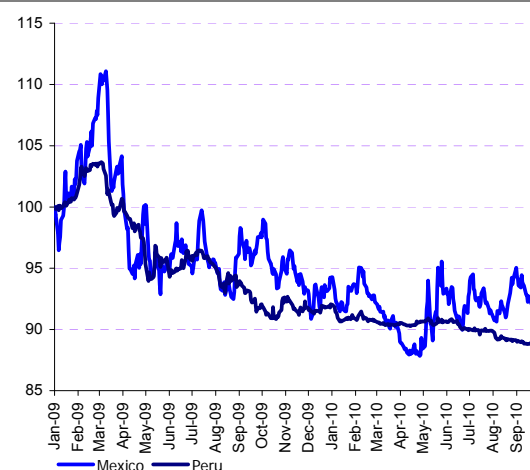
Source: Bloomberg

Graphs 8 & 9

Exchange rates (base index Jan09=100)



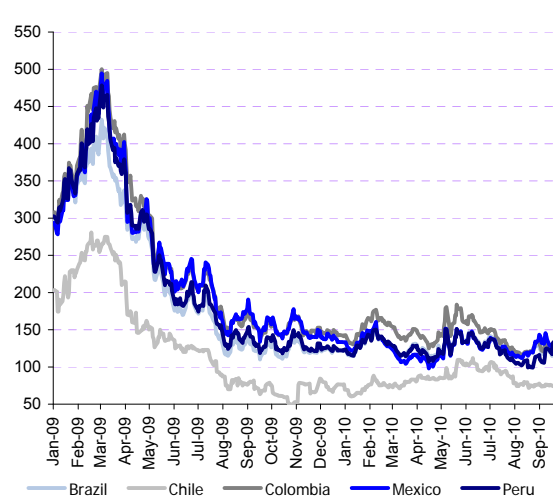
Source: Bloomberg



Source: Bloomberg

Graphs 10 & 11

Credit Default Swaps (levels)



Source: Bloomberg



Source: Bloomberg

LEGAL NOTICE

This document, and all data, opinions, estimates, forecasts or recommendations contained herein, have been prepared by Banco Bilbao Vizcaya Argentaria, S.A. (hereinafter, "BBVA"), with the purpose of providing its customers with general information as at the date of issue of the report, and are subject to change without notice. BBVA does not accept any obligation to report these changes or to update the content of this document.

Neither this document nor its content constitutes an offer, invitation or request to purchase or subscribe to securities or other financial instruments, or to make or cancel any such investments; nor may it be used as the basis for any contract, commitment or decision of any type.

Investors who have access to this document should be aware that the securities, instruments or investments to which it refers may be inappropriate for their specific investment objectives, financial position or risk profile, as they have not been taken into account when preparing this report. Thus they should adopt their own investment decisions, taking into account these circumstances and obtaining any specific and specialized advice that may be necessary. The content of this document is based on information that is considered publicly available and gathered from sources considered reliable. However, this information has not been subject to independent verification by BBVA, and therefore no guarantee, whether express or implicit, is offered in terms of its accuracy, completeness or correctness. BBVA does not accept any responsibility for any loss, whether direct or indirect, that may result from the use of this document or its content. Investors should remember that the past performance of securities or instruments, or the historical results of investments, do not guarantee future performance or results.

The price of securities and instruments or the results of investments may fluctuate to the detriment of the interests of investors and even result in a loss of the initial investment. Transactions in futures, options or high-yield securities or instruments may involve major risks that are not suited to all investors. In fact, in some investments, losses may be greater than the initial investment. In these cases additional funds may be required to cover all these losses. Therefore, before engaging in any transactions with these instruments, investors should be aware of the way they function, and the rights, obligations and risks they involve, as well as those of their underlying securities. There may not be a secondary market for these instruments.

BBVA or any other organization in the BBVA Group, as well as the respective directors or employees thereof, may hold a direct or indirect position in any of the securities or instruments referred to in this document, or in any other securities or instruments related to them; they may trade these securities or instruments themselves or through a third party, provide advice or other services to the issuer of these securities or instruments, companies related to them or to their shareholders, directors or employees, and may have stakes or carry out any transactions in these securities or instruments or investments related to them, either before or after the publication of this report, to the extent permitted by applicable law.

The employees of sales or other departments of BBVA or other organizations in the BBVA Group may provide customers with comments on the market, either verbally or in writing, or investment strategies, which reflect opinions contrary to those expressed in this document; at the same time, BBVA or any other organization in the BBVA Group may adopt investment decisions on their own account that are inconsistent with the recommendations contained in this document. No part of this document may be (i) copied, photocopied or duplicated in any way, form or method, (ii) redistributed or (iii) cited, without prior permission in writing from BBVA. No part of this report may be reproduced, taken or transmitted to those Countries (or persons or entities in them) in which such distribution may be prohibited by applicable law. Breach of these restrictions may constitute a violation of the legislation in the relevant jurisdiction.

This document is provided in the United Kingdom solely to those persons to whom it may be directed in accordance with the Financial Services and Markets Act 2000 (Financial Promotion) Order 2001, and it is not for direct or indirect delivery or distribution to any other class of persons or entities. In particular, this document is only aimed for, and may only be delivered to, the following persons or entities: (i) those who are outside the United Kingdom; (ii) those who have professional experience in investment as set forth in Article 19(5) of Order 2001; (iii) high net worth individuals or entities and those to whom its content may be legally communicated, under Article 49(1) of Order 2001.

No part of this report may be reproduced, taken or transmitted to the United States of America or to American persons or entities. Breach of these restrictions may constitute a violation of legislation of the United States of America.

The system of remuneration of the analyst(s) who are the author(s) of this report is based on a variety of criteria, among them earnings obtained in the economic year by BBVA and, indirectly, the results of the BBVA Group, including those generated by its investment banking activity, even though they do not receive compensation based on earnings from any specific investment banking transaction.

BBVA and the rest of the BBVA Group organizations that are not members of the New York Stock Exchange or the National Association of Securities Dealers, Inc. are not subject to the rules of disclosure for these members.

"BBVA is subject to the BBVA Group Stock Market Code of Conduct; this includes rules of conduct established for preventing and avoiding conflicts of interest with regard to recommendations, including barriers to information. The BBVA Group Stock Market Code of Conduct is available for consultation on /Corporate Governance."